



ऑयल इंडिया लिमिटेड

(भारत सरकार का उद्यम) पंजीकृत कार्यालय: दुलियाजान, असम

**Oil India Limited**

(A Government of India Enterprise) Registered Office "Duliajan, Assam"

प्लॉट. न. 19, सैक्टर 16-ए, नोएडा-201 301, उत्तर प्रदेश

Plot No. : 19, Sector 16-A, Noida-201 301, Uttar Pradesh

दूरभाष / Telephone : 0120-2419000, फैक्स / Fax : 0120-2488310

CIN : L11101AS1959GOI001148, ई-मेल / E-mail : oilindia@oilindia.in, वेबसाईट / Website : www.oil-india.com

Ref. No. OIL/SEC/32-33/NSE-BSE/Reg31(1)(b)

Dated: 16.07.2018

National Stock Exchange of India Ltd.  
Exchange Plaza,  
Plot No. C/1, G Block,  
Bandra-Kurla Complex,  
Bandra (E),  
Mumbai - 400 051

BSE Ltd.,  
Department of Corporate Service,  
Phiroze Jeejeebhoy Towers,  
Dalal Street,  
Mumbai- 400 001


**Sub: Shareholding Pattern: Quarter ended 30.06.2018**

**Ref: Regulation 31(1)(b) of the SEBI (LODR ) Regulations, 2015.**

Dear Sir,

With reference to above, please find attached herewith the Shareholding Pattern of the Company for Quarter ended 30.06.2018 in terms of Regulation 31(1)(b) of SEBI (LODR) Regulations, 2015 for your reference and records.

Yours faithfully,  
Oil India Limited

  
(S. K. Senapati)  
CGM (Legal & CS)

Encl: As above.

Format of Holding of Specified securities		
1.	Name of Listed Entity: OIL INDIA LIMITED	
2.	Scrip Code/Name of Scrip/Class of Security: 533106, OIL, EQUITY SHARES	
3.	Share Holding Pattern Filed under: Reg. 31(1)(a)/Reg. 31(1)(b)/Reg. 31(1)(c)	31(1)(b)
	a. if under 31(1)(b) then indicate the report for quarter ending 30/06/2018	
	b. if under 31(1)(c) then indicate date of allotment/extinguishment	
4.	Declaration : The Listed entity is required to submit the following declaration to the extent of submission of information:	
	Particulars	YES* NO*
a	Whether the Listed Entity has issued any partly paid up shares	NO*
b	Whether the Listed Entity has issued any Convertible Securities or Warrants?	NO*
c	Whether the Listed Entity has any shares against which depository receipts are issued?	NO*
d	Whether the Listed Entity has any shares in locked-in?	NO*
e	Whether any shares held by promoters are pledge or otherwise encumbered?	NO*
	*if the Listed Entity selects the option 'NO' for the questions above, the columns for the partly paid up shares, Outstanding Convertible Securities/Warrants, depository receipts, locked-in shares, No of shares pledged or otherwise encumbered by promoters, as applicable, shall not be displayed at the time of dissemination on the Stock Exchange website. Also wherever there is 'No' declared by Listed entity in above table the values will be considered as 'Zero' by default on submission of the format of holding of specified securities.	
5	The tabular format for disclosure of holding of specified securities is as follows:	



Table I - Summary Statement holding of specified securities

Category	Category of Shareholder	No of Shareholders	No of fully paid up equity shares held	No of Partly paid-up equity shares held	No of Shares Underlying Depository Receipts	Total No of Shares Held (VII) = (IV)+(V)+(VI)	Shareholding as a % of total no of shares (As a % of (A+B+C2) )	Number of Voting Rights held in each class of securities			No of Shares Underlying Outstanding convertible securities (Including Warrants)	Shareholding as a % assuming full conversion of convertible Securities (as a percentage of diluted share capital)	Number of Locked in Shares		Number of Shares pledged or otherwise encumbered		Number of equity shares held in dematerialized form	
								No of Voting Rights			Total as a % of (A+B+C)			No.	As a % of total Shares held	No.	As a % of total Shares held	
								Class X	Class Y	Total								
(I)	(II)	(III)	(IV)	(V)	(VI)	(VII)	(VIII)	(IX)			(X)	(XI)	(XII)		(XIII)		(XIV)	
(A)	Promoter & Promoter Group	1	750548332	0	0	750548332	66.13	750548332	0	750548332	66.13	0	66.13	0	0.00	0	0.00	750548332
(B)	Public	124902	384355579	0	0	384355579	33.87	384355579	0	384355579	33.87	0	33.87	0	0.00	NA	NA	379652630
(C)	Non Promoter-Non Public																	
(C1)	Shares underlying DRs	0	0	0	0	0	NA	0	0	0	0.00	0	NA	0	0.00	NA	NA	0
(C2)	Shares held by Employees Trusts	0	0	0	0	0	0.00	0	0	0	0.00	0	0.00	0	0.00	NA	NA	0
	Total:	124903	1134903911	0	0	1134903911	100.00	1134903911	0	1134903911	100.00	0	100.00	0	0.00	0	0.00	1130200962


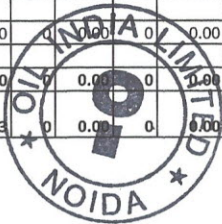




Table II - Statement showing shareholding pattern of the Promoter and Promoter Group

Category	Category & Name of the Shareholder	PAN	No of Shareholders	No of fully paid up equity shares held	No of Partly paid-up equity shares held	No of Shares Underlying Depository Receipts	Total No of Shares Held (IV+V+VI)	Shareholding as a % of total no of shares (calculated as per SCRR, 1957 (VIII) As a % of (A+B+C2)	Number of Voting Rights held in each class of securities			No of Shares Underlying Outstanding and convertible securities (Including Warrants)	Shareholding as a % assuming full conversion of convertible Securities (as a percentage of diluted share capital) (VII)+(X) As a % of (A+B+C2)	Number of Locked in Shares		Number of Shares pledged or otherwise encumbered	Number of equity shares held in dematerialized form		
														No.	As a % of total Shares held			No.	As a % of total Shares held
									No of Voting Rights			Total as a % of (A+B+C)			No.	As a % of total Shares held	No.	As a % of total Shares held	
									Class X	Class Y	Total								
	(I)	(II)	(III)	(IV)	(V)	(VI)	(VII)	(VIII)	(IX)			(X)	(XI)	(XII)		(XIII)		(XIV)	
(1)	Indian																		
(a)	Individuals/Hindu undivided Family		0	0	0	0	0	0.00	0	0	0	0.00	0	0.00	0	0.00	0	0.00	
(b)	Central Government/State Government(s)		1	750548332	0	0	750548332	66.13	750548332	0	750548332	66.13	0	66.13	0	0.00	0	0.00	
	PRESIDENT OF INDIA	IN30133020724801	1	750548332	0	0	750548332	66.13	750548332	0	750548332	66.13	0	66.13	0	0.00	0	0.00	
(c)	Financial Institutions/Banks		0	0	0	0	0	0.00	0	0	0	0.00	0	0.00	0	0.00	0	0.00	
(d)	Any Other		0	0	0	0	0	0.00	0	0	0	0.00	0	0.00	0	0.00	0	0.00	
	Sub-Total (A)(1)		1	750548332	0	0	750548332	66.13	750548332	0	750548332	66.13	0	66.13	0	0.00	0	0.00	
(2)	Foreign																		
	Individuals (Non-Resident Individuals/Foreign Individuals)		0	0	0	0	0	0.00	0	0	0	0.00	0	0.00	0	0.00	0	0.00	
(a)	Individuals		0	0	0	0	0	0.00	0	0	0	0.00	0	0.00	0	0.00	0	0.00	
(b)	Government		0	0	0	0	0	0.00	0	0	0	0.00	0	0.00	0	0.00	0	0.00	
(c)	Institutions		0	0	0	0	0	0.00	0	0	0	0.00	0	0.00	0	0.00	0	0.00	
(d)	Foreign Portfolio Investor		0	0	0	0	0	0.00	0	0	0	0.00	0	0.00	0	0.00	0	0.00	
(e)	Any Other		0	0	0	0	0	0.00	0	0	0	0.00	0	0.00	0	0.00	0	0.00	
	Sub-Total (A)(2)		0	0	0	0	0	0.00	0	0	0	0.00	0	0.00	0	0.00	0	0.00	
	Total Shareholding of Promoter and Promoter Group (A)=(A)(1)+(A)(2)		1	750548332	0	0	750548332	66.13	750548332	0	750548332	66.13	0	66.13	0	0.00	0	0.00	




e III - Statement showing shareholding pattern of the Public shareholder

Category & Name of the Shareholder	PAN	No of Shareholders	No of fully paid up equity shares held	No of Partly paid-up equity shares held	No of Shares Underlying Depository Receipts	Total No of Shares Held (IV+V+VI)	Shareholding as a % of total no of shares (A+B+C2)	Number of Voting Rights held in each class of securities				No of Shares Underlying Outstanding convertible securities (including Warrants)	Shareholding as a % assuming full conversion of convertible Securities (as a percentage of diluted share capital)	Number of Locked in Shares	Number of Shares pledged or otherwise encumbered	Number of equity shares held in dematerialized form	
								No of Voting Rights				Total as a % of (A+B+C)		No.	As a % of total Shares held	No.	As a % of total Shares held
(I)	(II)	(III)	(IV)	(V)	(VI)	(VII)	(VIII)	Class X	Class Y	Total		(X)	(XI)	(XII)		(XIII)	(XIV)
Institutions																	
Mutual Funds		9	19540876	0	0	19540876	1.72	19540876	0	19540876	1.72	0	1.72	0	0.00	NA	19540876
Venture Capital Funds		0	0	0	0	0	0.00	0	0	0	0.00	0	0.00	0	0.00	NA	0
Alternate Investment Funds		0	0	0	0	0	0.00	0	0	0	0.00	0	0.00	0	0.00	NA	0
Foreign Venture Capital Investors		0	0	0	0	0	0.00	0	0	0	0.00	0	0.00	0	0.00	NA	0
Foreign Portfolio Investors		174	47697189	0	0	47697189	4.20	47697189	0	47697189	4.20	0	4.20	0	0.00	NA	47697189
Financial Institutions/Banks		16	142525450	0	0	142525450	12.56	142525450	0	142525450	12.56	0	12.56	0	0.00	NA	142525450
LIC OF INDIA HEALTH PROTECTION PLUS FUND	AAACLO582H	1	126374148	0	0	126374148	11.14	126374148	0	126374148	11.14	0	11.14	0	0.00	NA	126374148
Insurance Companies		0	0	0	0	0	0.00	0	0	0	0.00	0	0.00	0	0.00	NA	0
Provident Funds/Pension Funds		0	0	0	0	0	0.00	0	0	0	0.00	0	0.00	0	0.00	NA	0
Any Other																	
Sub Total (B)(1)		199	209763515	0	0	209763515	18.48	209763515	0	209763515	18.48	0	18.48	0	0.00	NA	209763515
Central Government/State Government(s)/President of India		0	0	0	0	0	0.00	0	0	0	0.00	0	0.00	0	0.00	NA	0
Sub Total (B)(2)		0	0	0	0	0	0.00	0	0	0	0.00	0	0.00	0	0.00	NA	0
Non-Institutions																	
i.Individual shareholders holding nominal share capital up to Rs.2 lakhs		121559	36652191	0	0	36652191	3.23	36652191	0	36652191	3.23	0	3.23	0	0.00	NA	32004269
ii.Individual shareholders holding nominal share capital in excess of Rs. 2 Lakhs		57	3503838	0	0	3503838	0.31	3503838	0	3503838	0.31	0	0.31	0	0.00	NA	3453089
NBFCs Registered with RBI		11	496444	0	0	496444	0.04	496444	0	496444	0.04	0	0.04	0	0.00	NA	496444
Employee Trusts		0	0	0	0	0	0.00	0	0	0	0.00	0	0.00	0	0.00	NA	0
Overseas Depositories (Holding DRs)(Balancing figure)		0	0	0	0	0	0.00	0	0	0	0.00	0	0.00	0	0.00	NA	0
Any Other																	
TRUSTS		12	1768187	0	0	1768187	0.16	1768187	0	1768187	0.16	0	0.16	0	0.00	NA	1768187
NON RESIDENT INDIANS		1401	784844	0	0	784844	0.07	784844	0	784844	0.07	0	0.07	0	0.00	NA	784843
CLEARING MEMBERS		114	740869	0	0	740869	0.07	740869	0	740869	0.07	0	0.07	0	0.00	NA	740869
NON RESIDENT INDIAN NON REPATRIABLE		811	1047588	0	0	1047588	0.09	1047588	0	1047588	0.09	0	0.09	0	0.00	NA	1047588
BODIES CORPORATES		737	129564289	0	0	129564289	11.42	129564289	0	129564289	11.42	0	11.42	0	0.00	NA	129560012
BHARAT PETROLEUM CORPORATION LTD	AAACB2902M	1	26750550	0	0	26750550	2.36	26750550	0	26750550	2.36	0	2.36	0	0.00	NA	26750550
HINDUSTAN PETROLEUM CORPORATION LIMITED	AAACH1118B	1	26750550	0	0	26750550	2.36	26750550	0	26750550	2.36	0	2.36	0	0.00	NA	26750550
INDIAN OIL CORPORATION LIMITED	AAACI1681G	1	53501100	0	0	53501100	4.71	53501100	0	53501100	4.71	0	4.71	0	0.00	NA	53501100
ICICI PRUDENTIAL LIFE INSURANCE COMPANY LTD	AAACI7351P	1	15721757	0	0	15721757	1.39	15721757	0	15721757	1.39	0	1.39	0	0.00	NA	15721757
I E P F		1	33814	0	0	33814	0.00	33814	0	33814	0.00	0	0.00	0	0.00	NA	33814
Sub Total (B)(3)		124703	174592064	0	0	174592064	15.38	174592064	0	174592064	15.38	0	15.38	0	0.00		169889115
Total Public Shareholding (B) = (B)(1)+(B)(2)+(B)(3)		124902	384355579	0	0	384355579	33.87	384355579	0	384355579	33.87	0	33.87	0	0.00		379652630



Table IV - Statement showing shareholding pattern of the Non Promoter - Non Public Shareholder

Category	Category & Name of the Shareholder	PAN	No of Shareholders	No of fully paid up equity shares held	No of Partly paid-up equity shares held	No of Shares Underlying Depository Receipts	Total No of Shares Held (IV+V+VI)	Shareholding as a % of total no of shares (A+B+C2)	Number of Voting Rights held in each class of securities			No of Shares Underlying Outstanding convertible securities (Including Warrants)	Shareholding as a % assuming full conversion of convertible Securities (as a percentage of diluted share capital)	Number of Locked in Shares		Number of Shares pledged or otherwise encumbered		Num shar dem form
									No of Voting Rights		Total as a % of (A+B+C)			No.	As a % of total Shares held	No.	As a % of total Shares held	
	(i)	(ii)	(iii)	(iv)	(v)	(vi)	(vii)	(viii)	Class X	Class Y	(ix)	(x)	(xi)	(xii)		(xiii)		
(1)	Custodian/DR Holder		0	0	0	0	0	0.00	0	0	0	0.00	0	0.00	0	0.00	NA	NA
(2)	Employee Benefit Trust (under SEBI(Share based Employee Benefit) Regulations 2014)		0	0	0	0	0	0.00	0	0	0	0.00	0	0.00	0	0.00	NA	NA
	<b>Total Non-Promoter-Non Public Shareholding (C) = (C)(1)+(C)(2)</b>		0	0	0	0	0	0.00	0	0	0	0.00	0	0.00	0	0.00		





Details of the shareholders acting as persons in Concert including their Shareholding:			
Name of Shareholder	Name of PAC	No of shares	Holding%
<b>Total:</b>		<b>0</b>	<b>0</b>



Details of Shares which remain unclaimed may be given hear along with details such as number of shareholders,	
No of Shareholders 374	No of shares 234110

