



Conquering Newer Horizons

Investor Presentation: FY2025-26

25TH MAY 2026



Disclaimer

- This presentation is prepared by Oil India Limited (the “Company”) for general information purposes only, without regard to specific objectives, suitability, financial situations and needs of any particular person and does not constitute any recommendation or form part of any offer or invitation or inducement to sell or issue, or any solicitation of any offer to purchase or subscribe for, any securities of the Company, nor shall it or any part of it or the fact of its distribution or offer form the basis of, or be relied on in connection with, any contract or commitment therefor. This presentation does not solicit any action based on the material contained herein. Nothing in this presentation is intended by the Company to be construed as investment, legal, accounting or tax advice.
- The information and opinions contained herein are provided as of date of this presentation and are subject to change without further notice. This presentation has been prepared by the Company based upon the company’s data and/or information available in the public domain. This presentation has not been approved and will not be reviewed or approved by any statutory or regulatory authority in any jurisdiction including India or by any stock exchange in India.
- This presentation is not intended to be relied upon as advice to investors or potential investors and does not take into account the investment objectives, financial situation or needs of any investor. The information contained herein does not purport to be all-inclusive or to contain all of the information, a prospective or existing investor may desire. All investors should conduct their own investigation and analysis of the Company and consider such factors as deemed appropriate while making an investment decision.
- This presentation may contain certain forward-looking statements relating to the business, financial performance, strategy and results of the Company and/or the industry in which it operates. Forward-looking statements are statements concerning future circumstances and results, and any other statements that are not historical facts, sometimes identified by the words "believes", "expects", "predicts", "intends", "projects", "plans", "estimates", "aims", "foresees", "anticipates", "targets", and similar expressions. The forward-looking statements, including those cited from third party sources, contained in this presentation are based on certain assumptions and are uncertain and subject to risks. A multitude of factors including, but not limited to, changes in global and domestic oil and gas prices, changes in the subsidy regime in India, changes in demand, competition and technology, can cause actual events, performance or results to differ significantly from any anticipated development. Neither the Company nor its affiliates or advisors or representatives nor any of its or their parent or subsidiary undertakings or any such person's officers or employees guarantees that the assumptions underlying such forward-looking statements are free from errors nor does either accept any responsibility for the future accuracy of the forward-looking statements contained in this presentation or the actual occurrence of the forecasted developments. Forward-looking statements speak only as of the date of this presentation. As a result, the Company expressly disclaims any obligation or undertaking to release any update or revisions to any forward-looking statements in this presentation as a result of any change in expectations or any change in events, conditions, assumptions or circumstances on which these forward-looking statements are based. In addition, this presentation also contains statements including information about the Company’s reserves that are based on the Company’s internal estimates and have not been independently verified by any third party or expert. Many of the factors, assumptions and variables involved in making such estimates may be beyond the control of the Company and may prove to be incorrect over time since they involve factoring multiple uncertainties.



Agenda

01 Company Overview

02 Financial Highlights

03 Strategy and Operational Performance

04 Responsible Corporate

OIL's growth has been underpinned by a seasoned leadership team

CMD & Functional Directors – each with 30+ years of experience



Dr. Ranjit Rath

Chairman & Managing Director

An alumnus of IIT Bombay & IIT Kharagpur and a proud recipient of the prestigious National Geosciences Award from the Hon'ble President of India. A Geoscientist with impeccable experience



Saloma Yomdo

Director (Exploration & Development)

IIT-ISM petroleum engineer with a three-decade tenure delivering technology-driven exploration breakthroughs and sustained output



Abhijit Majumder

Director (Finance)

Distinguished member of the **Institute of Cost & Management Accountants of India**, holder of a Bachelor's degree in Economics, Law, a post graduate diploma in Forex Management, ICFAI



Trailukya Borgohain

Director (Operations)

IITR geologist & Texas A&M MBA: instrumental in **discovery of key Assam, Rajasthan and Gabon fields**, and accelerating production ramp-up



Dr. Ankur Baruah

Director (Human Resources)

MBA-HR and PhD holder in **Business Administration** and prestigious certifications, including IPMA Project Management and Psychometric Testing accreditation

OIL's growth has been underpinned by a seasoned leadership team

Govt. Nominee Directors & Independent Director



Vikash Singh

Govt. Nominee Director &
Director, MoP&NG

Director, Ministry of Petroleum and Natural Gas (Indian Revenue Service - 2007 batch), has rich and diverse experience.



Bhupinder Kumar

Govt. Nominee Director & Director,
MoP&NG

Director, Ministry of Petroleum and Natural Gas (Indian Administrative Service - 2011 batch), has rich and diverse experience of 15 years.



Moti Lal Meena

Independent Director

Agriculturist-entrepreneur and **long-standing advocate** for farmer and tribal welfare in Rajasthan

Oil India is an ‘Integrated Energy’ Company

/ ASSET BASE AS OF FY26



1 Upstream – Domestic

63
Operated blocks

93K+
Sq.km. acreage

54%
Category 1 basin¹

69 MMT
2P Crude Oil Reserve

121 MMTOE
2P Natural Gas Reserve



2 Upstream – International

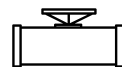
6
Assets²

\$3.4B
Committed Investment

21 MMT
2P Crude Oil Reserve

20 MMTOE
2P Natural Gas Reserve

\$997M
Cumulative Dividend till FY26³



3 Midstream

9.65 MMTPA
Crude Pipeline (NBPL)

1.2 MMSCMD
Natural Gas Pipeline (DNPL)

1.72 MMTPA
Petroleum Product Pipeline (NSPL)



4 Downstream


3 MMTPA
Refining Capacity (NRL)

280 KTPA
Petchem capacity (BCPL)

314 KTPA
Petchem capacity (APL)

81
CNG stations

73.3K
PNG connections



5 New Energy

188 MW
Solar & Wind Installation

100 KW
Green Hydrogen Pilot

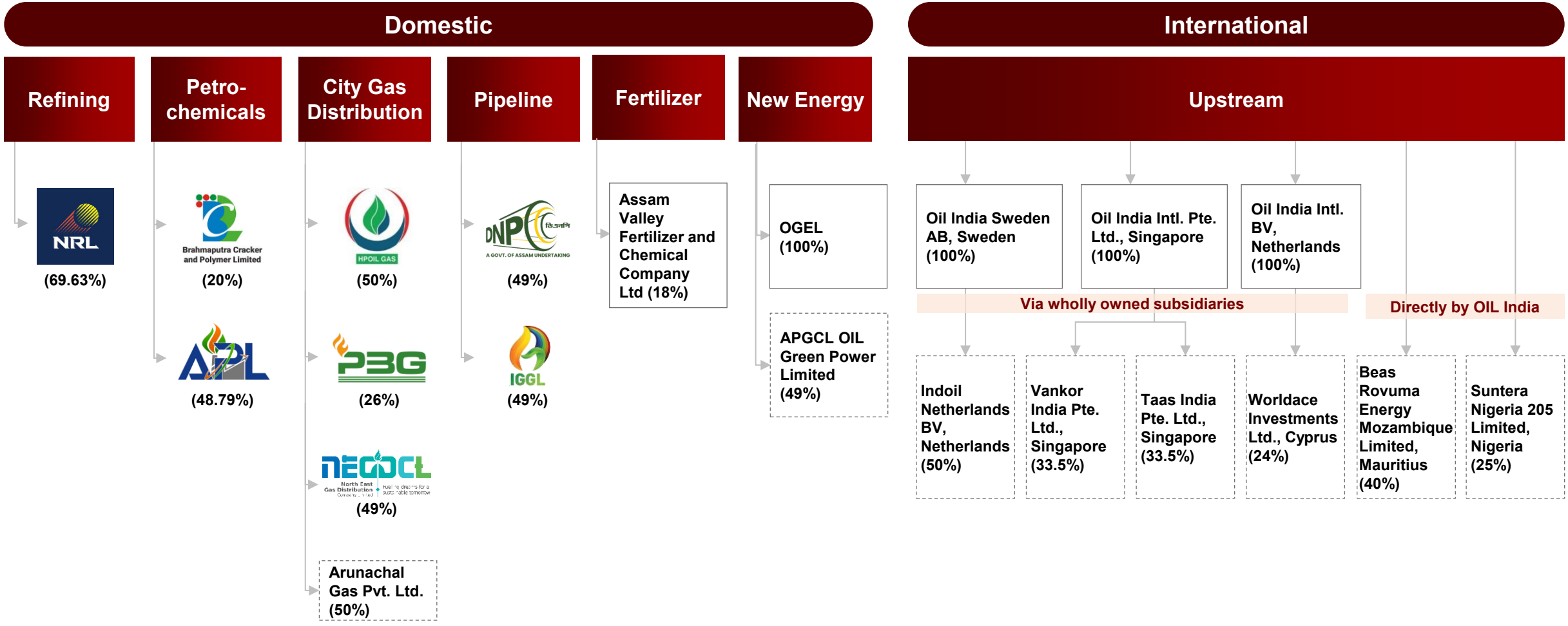
49 KTPA
Bamboo based 2G Bio-ethanol plant

2
Critical Mineral blocks (Vanadium-Graphite, Potash-Halite)

Note: (1) Operating blocks by area (2) OIL's international portfolio includes 6 assets across 5 countries (3) Cumulative dividend till FY26 from Russian assets (Taas and Vankorneft)

Strategic JVs and Subsidiaries broaden our reach and balance risk

(xx%) - % stake of OIL group Subsidiaries Joint Ventures



Key energy player in North East through integrated operations across the value chain

Note: (1) BCPL has 10% stake by OIL and 10% stake by NRL; (2) APL has 26% stake by NRL and 23% stake by OIL; (3) IGGL has 20% stake by OIL and 20% stake by NRL

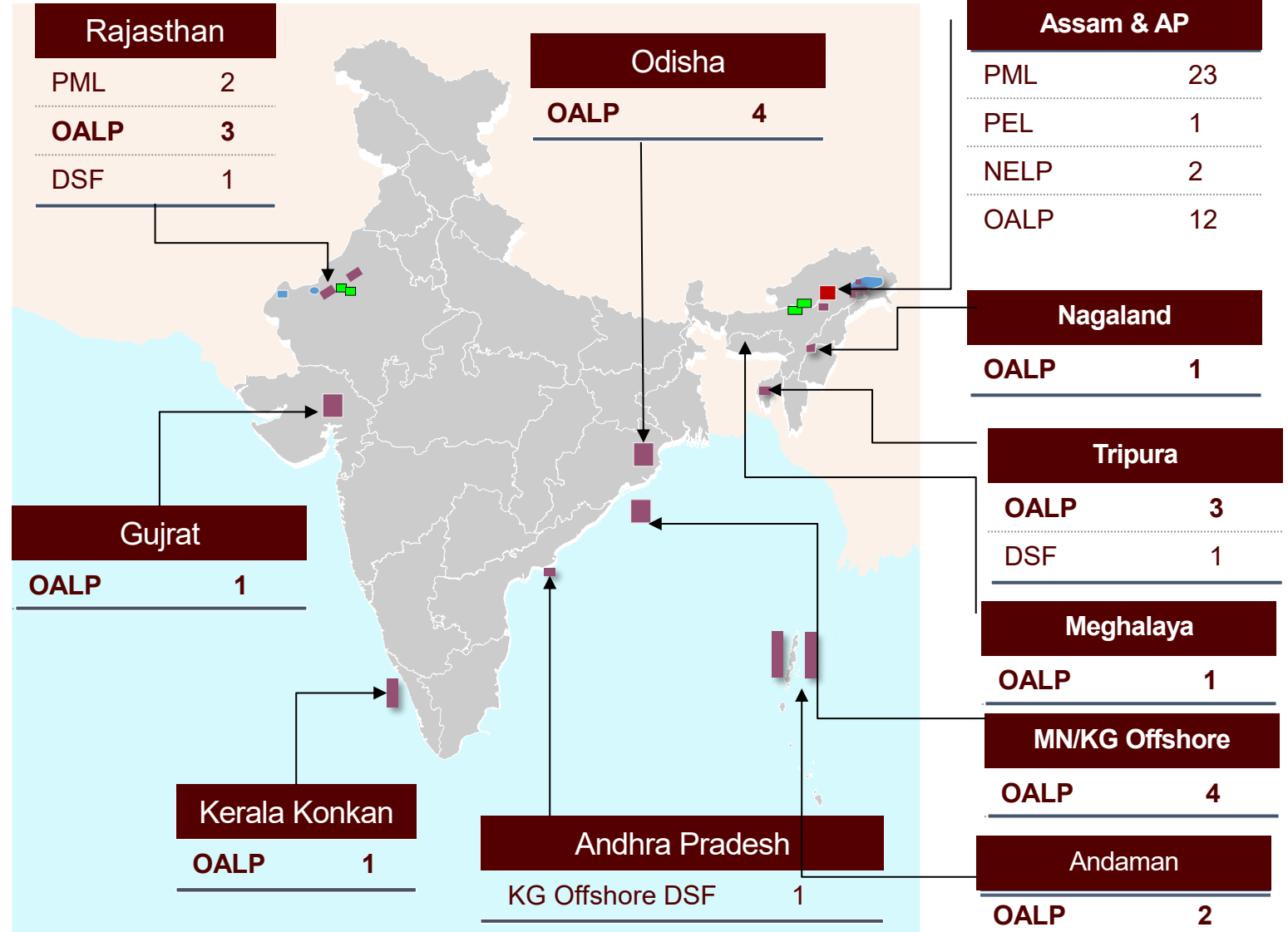
Robust Upstream footprint across 63 blocks secured via strategic OALP and DSF wins

Presence in 8 Sedimentary Basins

Operating	No. of Blocks	Acreage (Sq. km)
PML (Nom)	25	4,829
PEL (Nom)	1	25
NELP	2	567
DSF	3	208
OALP	32	87,432
Total	63	93,061

7 Non-Operating Blocks of 13,420 Sq km

**Total Acreage (including Non-Operating Blocks):
1,06,481 Sq Km**





Substantial progress and material business developments over last year...

1 Upstream – Domestic

10,566 MT / day

(81,354 BBL)

Highest daily crude oil production in the last decade

74 Wells

Highest-ever drilling performance in a year

307 Workovers

Highest-ever workover count

> 1

Reserve Replacement Ratio

2 Upstream – International

Nov'25

Force majeure lifted on Mozambique LNG project

New Discovery

Gas discovery in Libya

3 Midstream

5.5 MMTPA

Mechanical completion of NSPL expansion in Oct'25

2.5 MMSCMD

Mechanical completion of DNPL expansion in Nov'25

4 Downstream

3,113 TMT

Highest-ever crude processing by NRL

3,200 TMT

Highest-ever product sales

87.25%

Highest-ever distillate yield

5 New Energy

5 CBG plants

2 under construction, 3 under tendering

49 KTPA

2G bio-ethanol plant inaugurated by Hon'ble PM

50:50 JV

with HWTPL approved by OIL board for setup of CBG plants




Consolidated Financial Highlights

Consolidated Revenue
INR 38,981 Cr.
(3% growth vs FY25)

Consolidated PAT
INR 7,551 Cr.
(7% growth vs FY25)

Market Capitalization
INR 82K Cr.
(32% growth from 1st Apr'25)

Total Dividend
INR 11.5/share
(in-line with FY25)



Financial Highlights

Revenue
INR 26,658 Cr.
(5% growth vs FY25)

PAT
INR 3,065 Cr.
(90% growth vs FY25)

GRM
\$13.43/bbl
(161% growth vs FY25)



...have resulted in healthy returns to shareholders

Stock Price

Indexed to 100, 1st Apr'25 to 20th May'26



+32% Oil India

Market Cap. ₹ 82K Cr.¹

+7% BSE O&G Index

Consistent dividend payout ratio >30%

Note: (1) Market capitalization as of 20th May'26 | Source: BSE

OIL has a strong credit rating and strategic shareholder support

Strong Credit Rating

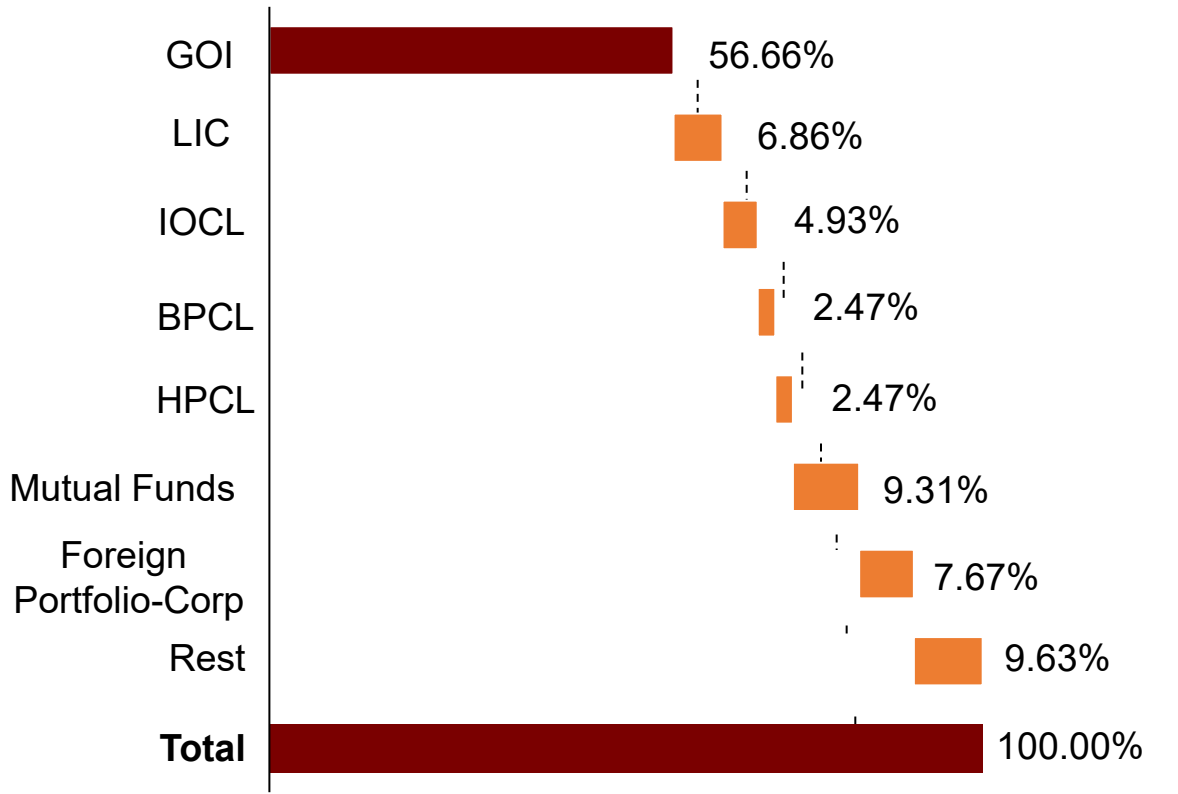
Domestic

CRISIL	Long term	AAA	Stable
	Short term	A1+	
CareEdge <small>Ratings • Advisory • Research • Risk Solutions</small>	Long term	AAA	Stable
	Short term	A1+	

International

MOODY'S	Baa3	(Stable)
FitchRatings	BBB-	(Stable)

Shareholding Patter (31st March'26)



Recent Media Coverage

Strong operational momentum and growth plans continue to attract media attention

THE HINDU

'Oil India will change the narrative of its production in the next 18 months'

Saptaparno Ghosh
NEW DELHI



Ranjit Rath

With the recent government interventions in infrastructure and allocation, Oil India would ramp up production immensely in the next 18 months, Chairman and Managing Director Ranjit Rath told *The Hindu*.

"Government has authorised the [expansion of] Dulaijan feeder line. So, that will mean more gas can be evacuated," Mr. Rath stated, adding, "Further, the government has also authorised an additional new well gas [allocation] of up to 1.5 million standard cubic metres to Numaligarh refinery, which will help scale up from the current production level of 8 million standard cubic metre to 13 million standard cubic metre."

"Now, in the next eighteen months we will change the narrative," Mr. Rath said. The Oil India chief also mentioned that the feeder line would help evacuate increased gas out of associated wells, that is, wells where both oil and gas are present.

Thus, the safe evacuation facility in such wells ensures that both oil and gas can be captured without losing any for flaring. Mr. Rath said Oil India was targeting to drill 100 wells in the ongoing financial year, up from 74 wells in FY 2025-26.

The explorer-producer is seeking to allocate ₹10,000 crore in capital expenditure this fiscal, up from about ₹8,900 crore it had spent last year. The wells would span across both onshore and offshore basins. "The number would include drilling activities in northeastern India, in Gujarat's Cambay Basin, Baghwal and Dandewala in Rajasthan, the second well in Kerala-Konkan basin alongside Andaman-Nicobar," he stated. On the international front, Mr. Rath said with the force majeure withdrawn from the Area LNG project in Mozambique's Cabo Delgado province, the explorer-producer expects gas production to commence by the "end of 2028 or early 2029".

Mr. Rath said Oil India conducted petroleum system modelling studies as part of their strategy to choose the blocks to bid for in the upcoming rounds of Open Acreage Licensing Policy (OALP), and to "de-risk" the potential explorations.



Oil India to ramp up exploration capex to ₹10,000 cr, boost output in FY27: CMD

Rituraj Baruah | 5 min read | 20 May 2026, 05:30 AM IST



Oil India reported a 62% rise in consolidated Q4 net profit to ₹2,424 crore.

SUMMARY

OIL, India's second-largest exploration and production company after Oil and Natural Gas Corporation, operates about 28 rigs and has recently mobilised two charter-hired rigs, with plans to add two more.

Business Standard

OIL eyes global assets to strengthen its energy play

State-run explorer aims to increase crude oil output and expand offshore capabilities

SHUBHANGI MATHUR
New Delhi, 20 May

State-run Oil India Limited (OIL) is exploring overseas asset acquisitions across several geographies, including Latin America, Canada, Australia, and Africa, Chairman and Managing Director Ranjit Rath told *Business Standard* in an interview.

The company's overseas push comes at a time when India faces energy supply risks triggered by the crisis in West Asia, underscoring the country's vulnerability to geopolitical shocks and the urgent need to diversify energy sources.

OIL remains committed to expanding its overseas exploration and production (E&P) portfolio, Rath said. The upstream player currently holds 10 overseas assets across seven countries — Russia, Venezuela, Mozambique,

Libya, Gabon, Nigeria, and Bangladesh. "We strongly believe overseas asset acquisition is advantageous. First, it generates revenue from our E&P efforts. In cases where we have access to equity oil or equity gas, we can bring those molecules to the country. Most importantly, it gives us exposure to the best practices of global majors," Rath said.

At home, Rath said India needs a "big commercial discovery" to ramp up domestic production. India's crude oil production declined to 25.98 million tonne (mt) in 2025-26 (FY26) from 26.49 mt in the previous financial year, pushing the country's import dependence to 88.7 per cent.

OIL aims to increase crude oil production to 4 mt in 2026-27 (FY27), up from 3.5 mt last year. The company plans capital expenditure of more than ₹10,000 crore in FY27, 14 per cent



ACCORDING TO CHAIRMAN AND MANAGING DIRECTOR RANJIT RATH, INDIA NEEDS A 'BIG COMMERCIAL DISCOVERY' TO RAMP UP DOMESTIC CRUDE OIL PRODUCTION

higher than the ₹8,800 crore spent in the previous year. To strengthen exploratory efforts, OIL plans to drill 100 wells in the current financial year, compared with 74 wells a year ago.

Primarily an onshore player, OIL is now actively seeking collaborations with foreign companies to accelerate deepwater and ultra-deepwater exploration. "We are looking at possible collaborations with international oil companies because of their hands-on expertise in the oil and gas space,

especially in deepwater and ultra-deepwater blocks," Rath said.

OIL had earlier signed a memorandum of understanding with Petrobras and a technology services agreement with TotalEnergies for hydrocarbon exploration in India's deep and ultra-deep offshore basins.

Rath expects joint bidding with foreign players in the ongoing tenth round of the Open Acreage Licensing Policy (OALP-X) and the recently launched OALP-XI round, both of

which offer several offshore blocks. Meanwhile, the government's Samudra Manthan programme is expected to provide fresh momentum to the country's exploration efforts, he added. The initiative aims to support deepwater and ultra-deepwater exploration and drive major discoveries in India's sedimentary basins.

Under the programme, the government is likely to initially focus on collecting seismic data from unexplored blocks. Business Standard had earlier reported, Samudra Manthan will also support capital-intensive drilling activities in Indian sedimentary basins, Rath said.

Last week, OIL reported a 62 per cent year-on-year (Y-o-Y) rise in consolidated net profit to ₹2,424 crore for the fourth quarter (January-March/Q4) of FY26. Revenue from operations rose 4.4 per cent Y-o-Y to ₹10,012.77 crore during the quarter.

The company's strong performance amid higher crude oil prices gives OIL room to pursue exploration more aggressively, Rath said.

The background of the slide features a photograph of an oil rig at sunset. The sky is a mix of orange and yellow, transitioning into a darker blue at the top. The rig is silhouetted against the bright sky. In the foreground, there are some trees and a fence, also in silhouette. The overall mood is industrial and serene.

Agenda

01 Company Overview

02 Financial Highlights

03 Strategy and Operational Performance

04 Responsible Corporate

Strong FY26 performance, underscores OIL's operational resilience and strategic execution

38,981
INR Cr

Total Income
Consolidated

13,498
INR Cr

EBITDA
Consolidated

7,551
INR Cr

PAT
Consolidated

24,039
INR Cr

Total Income
Standalone

8,753
INR Cr

EBITDA
Standalone

4,455
INR Cr

PAT
Standalone

82K
INR Cr

Market Capitalization
As of 20th May 2026

27.39
INR

Earning per share
Standalone

115%

Dividend
Dividend of INR 11.5 on a face value INR 10 per share

OIL has maintained consistent revenues and increasing networth...

STANDALONE FINANCIALS

Crude Price Realization

FY22
\$78.96 / bbl

FY23
\$95.47 / bbl

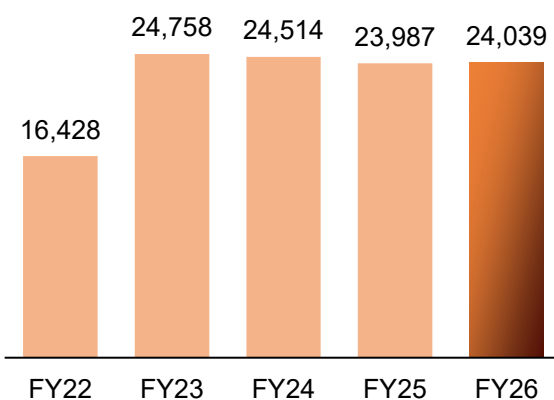
FY24
\$83.03 / bbl

FY25
\$78.09 / bbl

FY26
\$69.04 / bbl

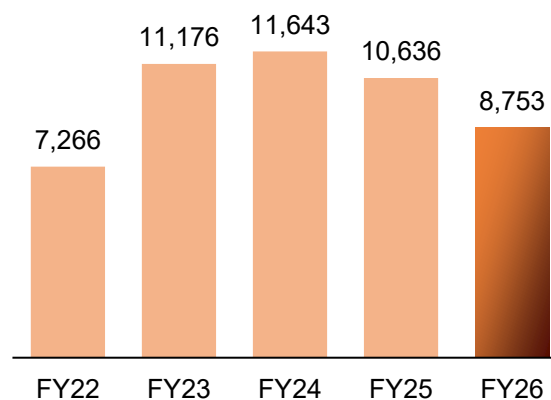
Total Income

in INR Cr



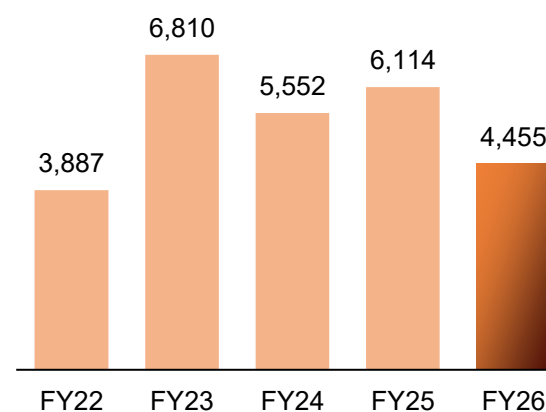
EBITDA

in INR Cr



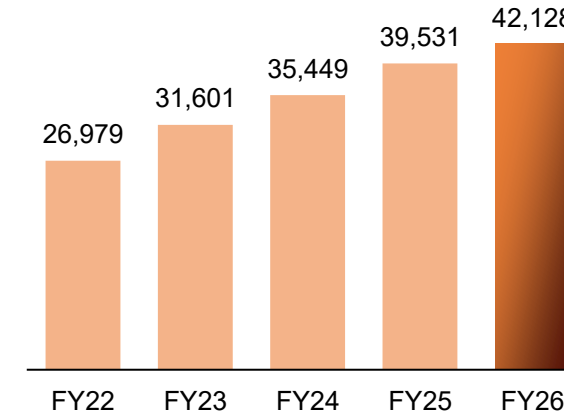
Profit after Tax

in INR Cr



Net Worth

in INR Cr

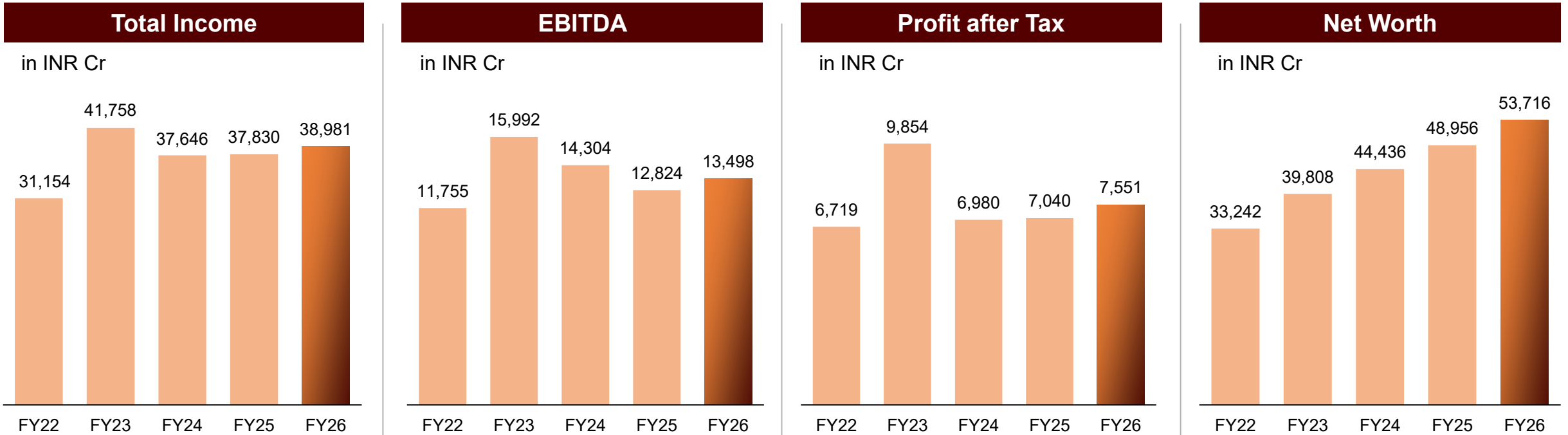


Financial Ratios	FY22	FY23	FY24	FY25	FY26
Total Debt – Equity	0.39:1	0.32:1	0.26:1	0.27:1	0.27:1
Operating Margin	26.7%	34.8%	33.8%	31.0%	17.3%
Net Profit Margin	26.8%	29.3%	25.1%	27.6%	20.9%
Return on Capital Employed	13.3%	20.1%	18.7%	15.0%	10.1%
Capital Turnover	33.4%	48.8%	41.9%	38.1%	33.6%
Net Debt / EBITDA	1.6	1.0	1.1	1.1	1.5

Note: Average of opening and closing capital employed in each fiscal year used for ROCE and Capital turnover calculation

Consolidated financials have shown a steady trend

CONSOLIDATED FINANCIALS



Financial Ratios	FY22	FY23	FY24	FY25	FY26
Total Debt – Equity	0.5:1	0.44: 1	0.45:1	0.55:1	0.56:1
Operating Margin	28.9%	32.5%	28.6%	24.6%	20.9%
Net Profit Margin	22.4%	24.0%	19.2%	19.5%	20.4%
Return on Capital Employed	20.2%	23.5%	17.0%	12.6%	9.0%
Capital Turnover	60.9%	68.8%	50.7%	43.3%	37.9%
Net Debt / EBITDA	1.3	1.1	1.6	2.3	2.6

Note: Average of opening and closing capital employed in each fiscal year used for ROCE and Capital turnover calculation

WEALTH CREATION: Rewarding shareholders. Creating long-term value

Dividend Declared

LAST 5 YEARS

FY	Dividend Declared	
2025-26	₹ 1871 cr.	₹ 11.50/share
2024-25	₹ 1871 cr.	₹ 11.50/share
2023-24	₹ 1572 cr.	₹ 14.50/share
2022-23	₹ 2169 cr.	₹ 20.00/share
2021-22	₹ 1545 cr.	₹ 14.25/share
Total (Last 5 years)	₹ 9028 cr.	

Contribution to Exchequer



₹ 50,687 cr

Total Contribution to the Nation in last 5 years
FY 2021-22 to FY 2025-26

TO CENTRAL EXCHEQUER

₹ 31,168 cr

61% OF TOTAL

TO STATE EXCHEQUER

₹ 19,519 cr

39% of TOTAL

Bonus

2016-17



Bonus shares issued in the ratio

1:3

2017-18



Bonus shares issued in the ratio

1:2

2024-25



Bonus shares issued in the ratio

1:2





Agenda

01 Company Overview

02 Financial Highlights

03 Strategy and Operational Performance

04 Responsible Corporate

OIL's
near-term
strategy is
built on four
core pillars

Integrated Energy Leader shaping India's future

Our Strategic Pillars

Integrated Oil and Gas Scale-up

1 UPSTREAM

8.7 MMTOE in FY26 → 10-12 MMTOE in FY30

74 WELLS IN FY26 → 100 WELLS in FY27

Offshore expansion in high potential clusters via partnership-led play

3 DOWNSTREAM

3 MMTA EXPANSION IN NRL → 9

360 KTPA POLYPROPYLENE PETCHEM PLANT

80+ CNG STATIONS PAN-INDIA (FY26 to FY35) → 500+

2 MIDSTREAM

9.65 MMTA CRUDE PIPELINE → 18+

1.2 MMSCMD GAS PIPELINE → 6

1.72 MMTA PRODUCT PIPELINE → 5.5

Drive the transition

4 NEW ENERGY

~₹ 20,000 cr. Investment by 2040

5+ GW of RE by 2040

25 CBG plants by 2030

1 MW Green Hydrogen

Pilot in CCUS, Geothermal

Key Enablers

5 Digital & Technology **6 Talent Engine** **7 Partnerships** **8 Risk Management** **9 Sustainability**



Upstream-led, integrated play with clear path to sustainable value creation



Resilient upstream engine to unlock reserves

- » Frontier offshore exploration-led growth
- » Chasing 'deeper depths' to unlock hard-to-access reserves
- » Enhanced well-interventions to sustain production
- » 'Growth-focused' capex



Expanding midstream infra to support portfolio ramp-up

- » Integration with national gas grid (40% gas upside)
- » 2x capacity enhancement of existing gas pipeline
- » >3x capacity augmentation of downstream product pipeline



Strengthened downstream portfolio for integrated play

- » 3x refining capacity expansion
- » 1.8x expansion of petchem portfolio
- » 5x increase in CGD footprint and infrastructure scale-up



Future ready to empower India's energy transition

- » 20K cr. investment committed into renewables, CBG, biofuels, and Green H2

Sustainability focused with a clear path to **Net Zero by 2040**

Highest shareholder value creator among Indian O&G PSU peers

Resilient upstream engine to unlock reserves



Resilient upstream engine to unlock reserves

- » Frontier offshore exploration-led growth
- » Chasing 'deeper depths' to unlock hard-to-access reserves
- » Enhanced well-interventions to sustain production
- » 'Growth-focused' capex



Expanding midstream infra to support portfolio ramp-up

- » Integration with national gas grid (40% gas upside)
- » 2x capacity enhancement of existing gas pipeline
- » >3x capacity augmentation of downstream product pipeline



Strengthened downstream portfolio for integrated play

- » 3x refining capacity expansion
- » 1.8x expansion of petchem portfolio
- » 5x increase in CGD footprint and infrastructure scale-up



Future ready to empower India's energy transition

- » 20K cr. investment committed into renewables, CBG, biofuels, and Green H2

Sustainability focused with a clear path to Net Zero by 2040

Highest shareholder value creator among Indian O&G PSU peers

1 OIL has a healthy reserve base


Exploration Production

Strong Reserve Base...

1.02
2P Domestic Reserve Replacement Ratio (RRR)



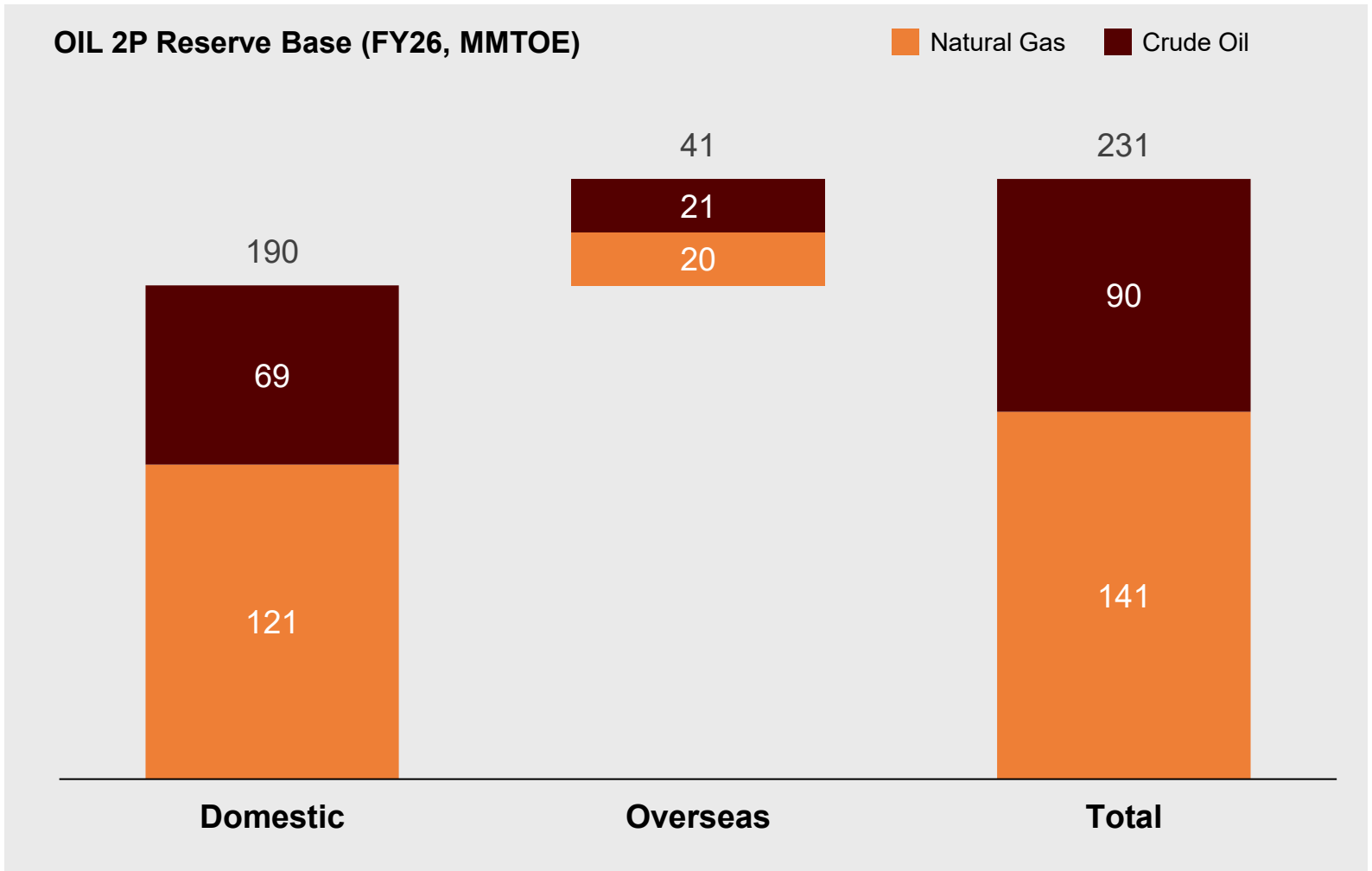
31 years
2P Domestic Reserve Life



231 MMTOE
2P Reserves



...with >80% reserves in domestic locations

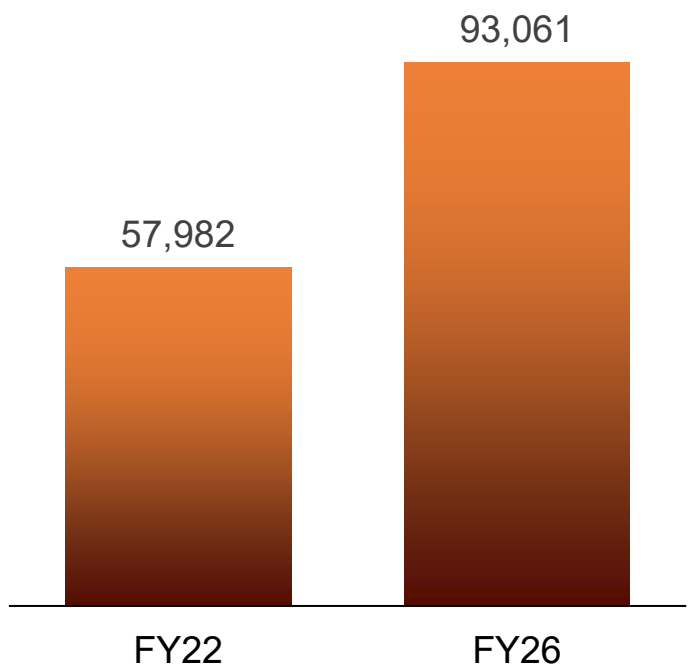


1 Strong reserve base is driven by consistent growth in acreage, seismic coverage, and exploratory wells drilled

Exploration Production

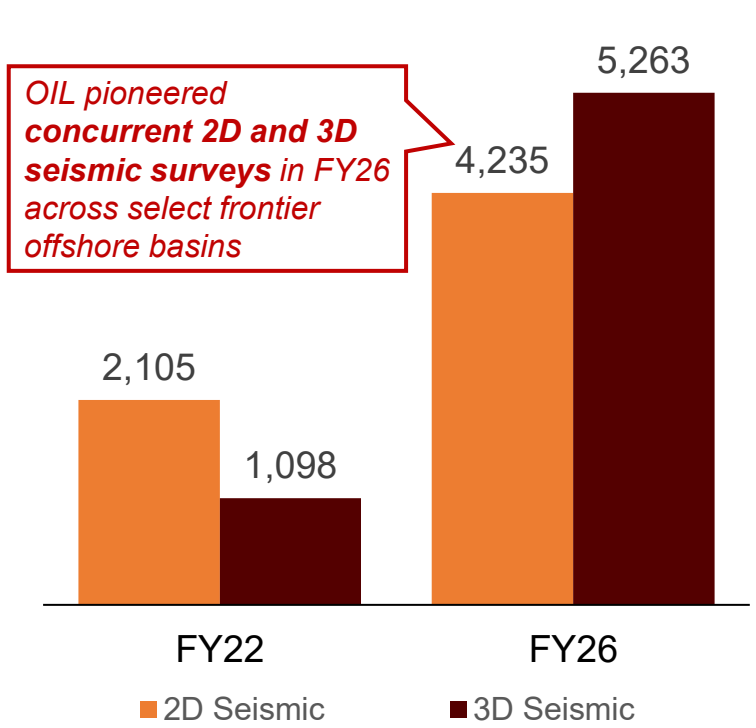
Acreage

Domestic Acreage
(in sq. km.)



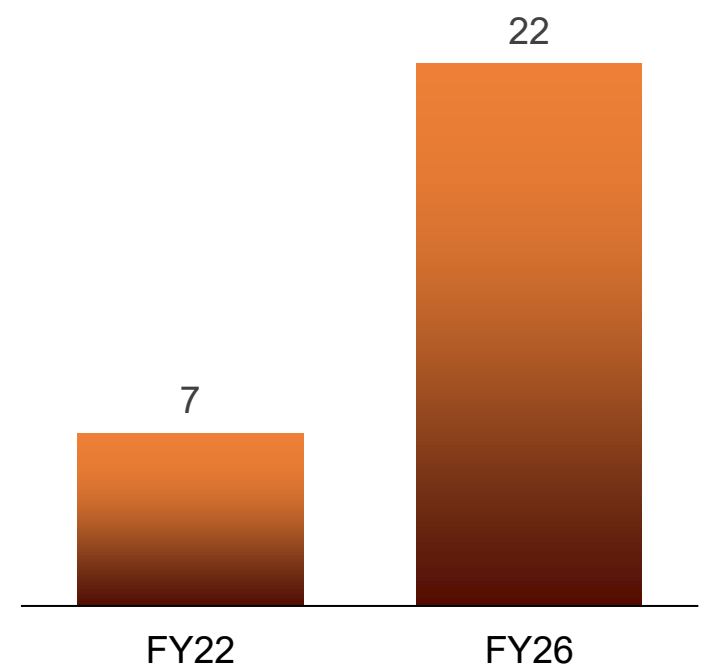
Seismic Coverage

Domestic Seismic Coverage
[in lkm (2D)/sq. km. (3D)]



Exploratory Wells Drilled

Exploratory Wells Drilled
(in #)




OIL's exploratory efforts are leading to an increase in India's Reserve Base

1 Strong reserve growth has been supported by deeper drilling activity

Exploration → Production

8 Discoveries
in last 3 years across

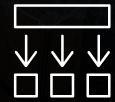
FY25 – 0.94
FY26 – 1.02
2P Domestic Reserve
Replacement Ratio



1 Exploratory efforts across high-potential frontier offshore basins



Large frontier resource potential via expanded offshore acreage



Exploration activity underway across offshore basins



	ACREAGE	BLOCKS	WELLS DRILLED / UNDERWAY	WELLS PLANNED
Shallow water	13K sq. km	4 Andaman, Kerala Konkan & KG basins	5 Across Andaman, Kerala Konkan & KG basins	2 Across Andaman
Deep and Ultra-deep water	38K sq. km	4 Mahanadi and KG basins	To be planned post analysis of 2D and 3D seismic data	

Advancing Samudra Manthan Mission: Multi-disciplinary team constituted to accelerate offshore exploration and resource development in-line with national objectives

Reported occurrence of natural gas in Andaman Basin



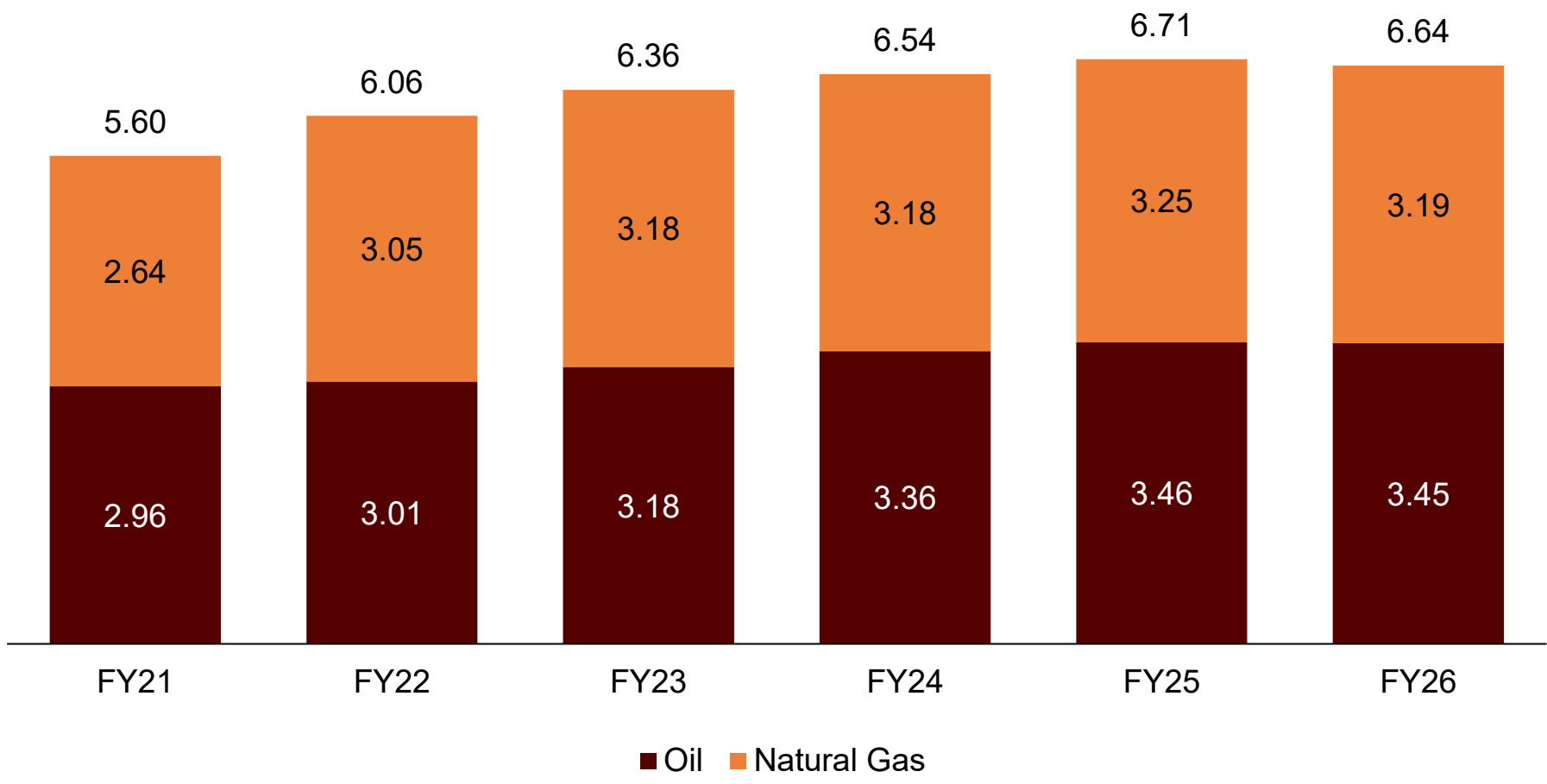
Partnership with TotalEnergies for offshore seismic program design, data interpretation, and evaluation of opportunities



1 OIL has delivered a 3%+ CAGR of production over last 5 years...

Exploration → Production

Annual Production (in MMTOE)



**0.33 MMTOE
Production Loss**

**Natural Gas Production
Loss: 0.23 MMTOE**

Reduced offtake from gas customers resulting from **unplanned temporary shutdowns & disruptions** due to a **blockade**

Crude Oil Production Loss: 0.10 MMTOE

10-15-day economic blockade in the eastern producing area in Q3FY26

1 ...and continues to deploy majority capital towards 'growth' avenues

Exploration **Production**


Legend: ■ Exploratory Drilling ■ Seismic Survey ■ Development Drilling ■ Capital Equipment ■ Investments in Subsidiaries/ JVs

60%+ of standalone domestic capex (FY26) is directed towards increasing near-term production & reserve accretion

OIL FY26 Standalone Capex (in INR Cr)

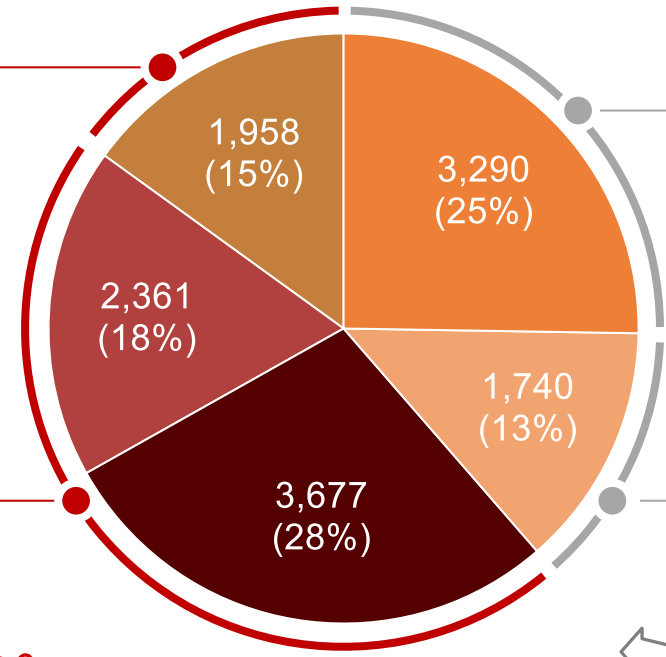
Near-term Production

Enhanced **development drilling** to **maximize recovery** and offset natural decline from existing fields



Reserve Accretion

Seismic surveys to **enhance subsurface understanding** and improve drilling success → enable new discoveries
Exploratory drilling to drive reserve accretion via **new discoveries**



**Total:
INR 13,025 Cr.**

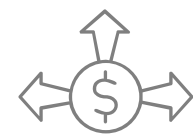
Capital Projects

Investment in Production facilities and equipment to sustain and support production and product evacuation respectively



Investment in Subsidiaries/JVs¹

Strategic investment in subsidiaries (e.g., NRL, Mozambique asset) and JVs to **expand footprint** across growth areas



In addition, FY26 capex for NRL is INR 8,317 Cr. with INR 6,855 Cr. for refinery expansion

Note: (1) Investment in subsidiaries includes INR 550 cr. investment in NRL, which is also accounted for within NRL capex

Expanding midstream infra to support portfolio ramp-up



Resilient upstream engine to unlock reserves

- » Frontier offshore exploration-led growth
- » Chasing 'deeper depths' to unlock hard-to-access reserves
- » Enhanced well-intervention activity to sustain production
- » 'Growth-focused' capex



Expanding midstream infra to support portfolio ramp-up

- » Integration with national gas grid (40% gas upside)
- » 2x capacity enhancement of existing gas pipeline
- » >3x capacity augmentation of downstream product pipeline



Strengthened downstream portfolio for integrated play

- » 3x refining capacity expansion
- » 1.8x expansion of petchem portfolio
- » 5x increase in CGD footprint and infrastructure scale-up



Future ready to empower India's energy transition

- » 20K cr. investment committed into renewables, CBG, biofuels, and Green H2

Sustainability focused with a clear path to Net Zero by 2040

Highest shareholder value creator among Indian O&G PSU peers

2 Future capacity: Capacity augmentation of existing pipelines and new pipeline development underway

■ Mechanical completion achieved

Natural Gas Pipelines: Feeder-line connectivity to unlock 40% higher gas offtake

Product Pipeline: NSPL augmentation to drive increased product offtake of NRL's enhanced 9MMTPA capacity

PNGRB approval obtained in Feb'26; Majority of RoU via existing corridors

Feeder-Line to IGGL

Duliajan Numaligarh Gas Pipeline (DNPL)

Application	Capacity	Status
Gas supply from Oil India fields to pan-India grid	3.5 MMSCMD [1.28 BCM]	PMC appointed; Completion expected by FY28 (18M)
Natural gas supply to NRL	1.2 MMSCMD to 2.5 MMSCMD [0.44 BCM to 0.91 BCM]	Mechanical completion achieved; commissioning based on NRL planned shutdown

Addl. 1.5 MMSCMD offtake to NRL allocated **NWG premium** (notification on 13th May'26)

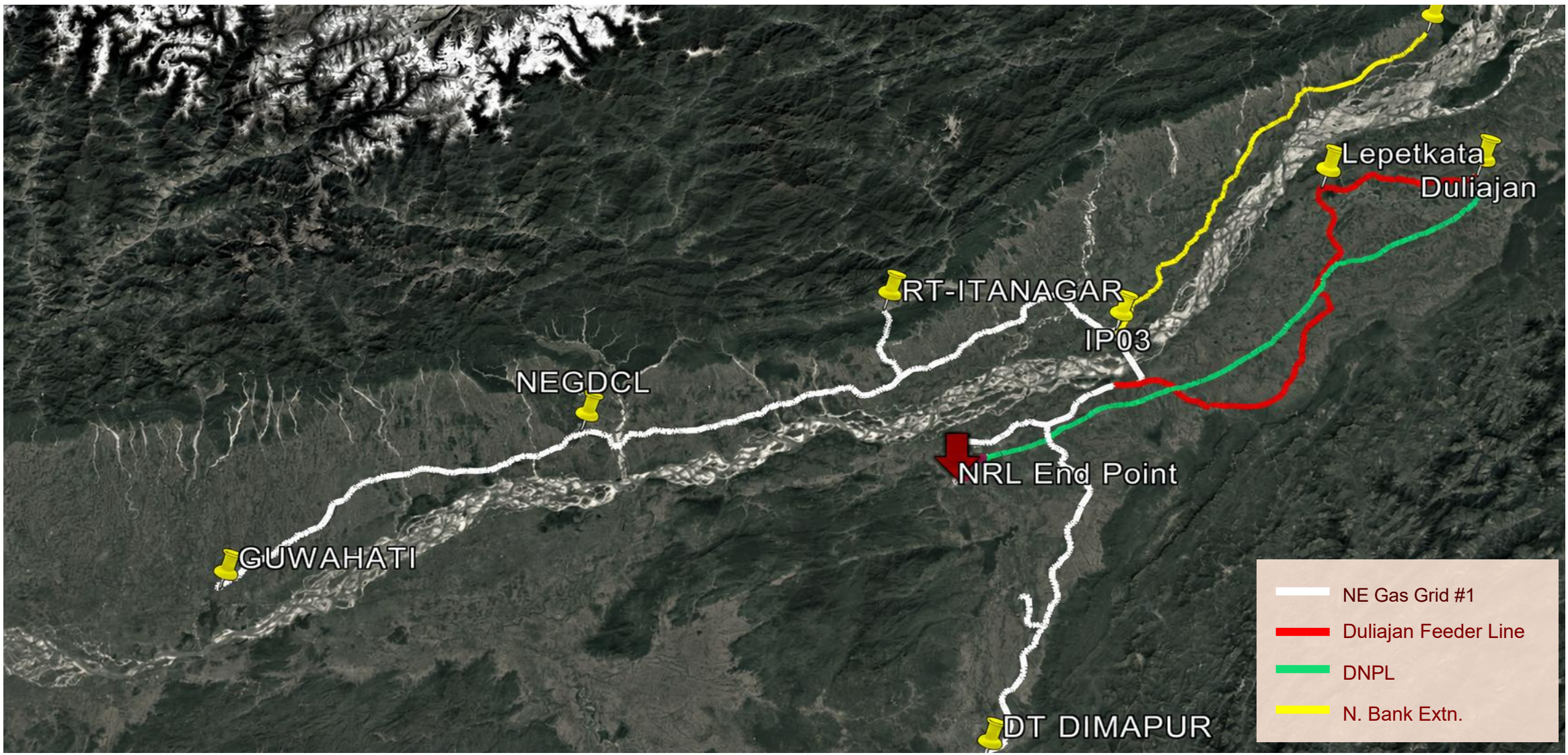
Note: 1 MMSCMD = 0.365 BCM

Application	Capacity	Status
Transport of refined petroleum products from NRL to Siliguri marketing terminal	1.72 MMTPA to 5.5 MMTPA	Mechanical completion achieved on 12 Oct'25

Numaligarh Siliguri Pipeline (NSPL)

INR 750 Cr. actual project cost vs. INR 860 Cr. approved outlay

2 Future capacity: Capacity augmentation of existing pipelines and new pipeline development underway



Strengthened downstream portfolio for integrated play



Resilient upstream engine to unlock reserves

- » Frontier offshore exploration-led growth
- » Chasing 'deeper depths' to unlock hard-to-access reserves
- » Enhanced well-interventions to sustain production
- » 'Growth-focused' capex



Expanding midstream infra to support portfolio ramp-up

- » Integration with national gas grid (40% gas upside)
- » 2x capacity enhancement of existing gas pipeline
- » >3x capacity augmentation of downstream product pipeline



Strengthened downstream portfolio for integrated play

- » 3x refining capacity expansion
- » 1.8x expansion of petchem portfolio
- » 5x increase in CGD footprint and infrastructure scale-up



Future ready to empower India's energy transition

- » 20K cr. investment committed into renewables, CBG, biofuels, and Green H2

Sustainability focused with a clear path to Net Zero by 2040

Highest shareholder value creator among Indian O&G PSU peers

3 Strong downstream presence with consistent operational performance

Refining | Petrochemical | City Gas Distribution



103.75%	87.25% <i>(highest ever)</i>	99.13%	\$13.43 <i>per bbl</i>	9.2
Capacity Utilization (FY26)	Distillate Yield (FY26)	Operational Availability (FY26)	Gross Refining Margin ¹ (FY26)	Nelson Complexity Index (FY26)

Note: (1) Excluding excise duty benefit

NRL is one of the leading refineries in India



Navratna Status [Dec'25]

Upgraded to Navratna status underscoring enhanced financial and operational autonomy



3x Capacity Expansion Underway

Capacity expansion underway from 3MMTPA to 9 MMTPA



Excise Duty Benefit

50% excise duty benefit applicable for north-eastern refineries



Offtake Resilience

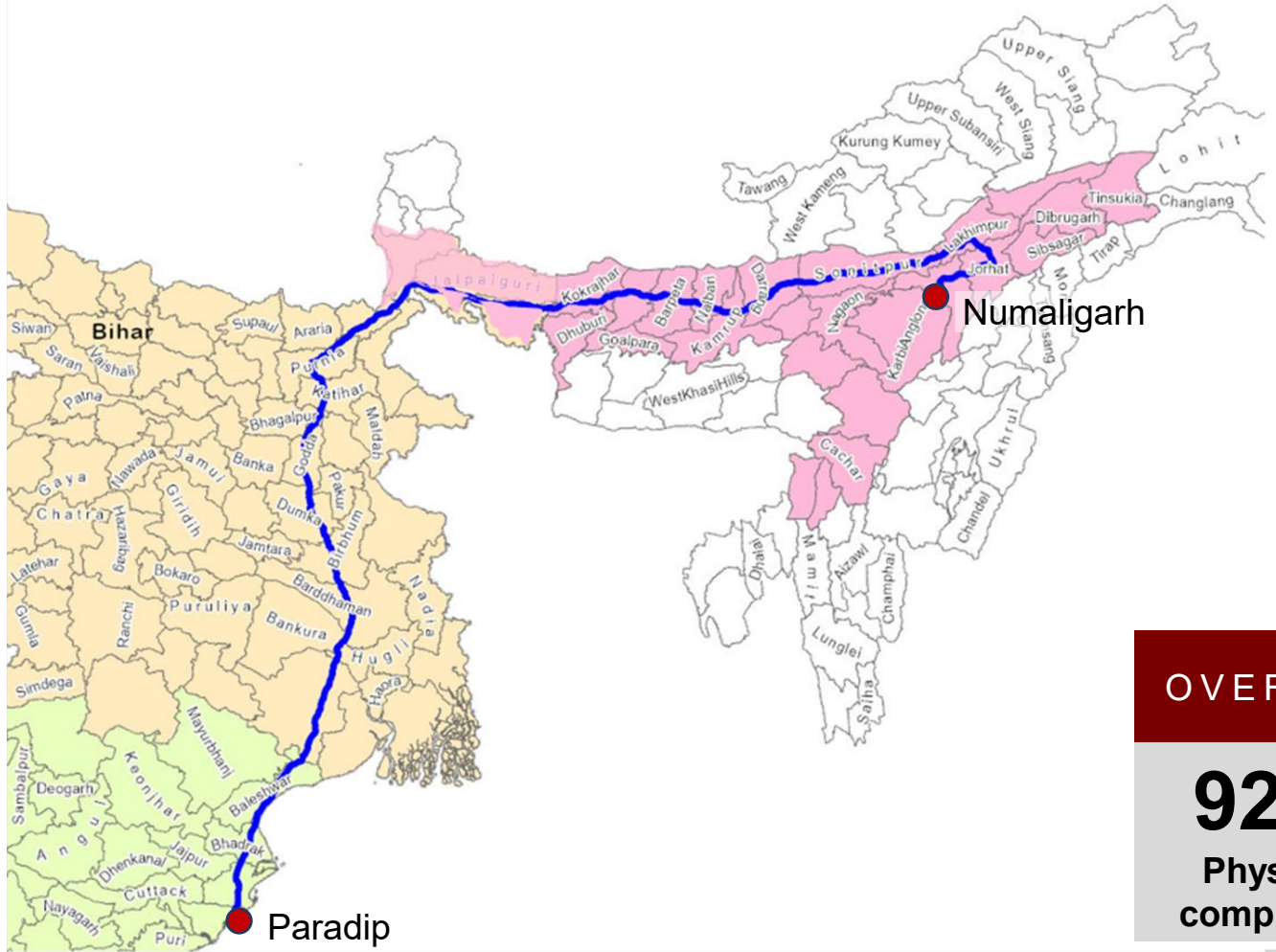
Offtake security via marketing agreements (with BPCL, HPCL, IOCL) and direct supply to industrial customers (ONGC, NALCO, HINDALCO, GAIL)


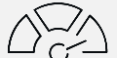

3 PNCPL project nearing completion; mechanical completion by Oct'26

Refining | Petrochemical | City Gas Distribution

Construction underway

Paradip-Numaligarh Crude Pipeline (PNPCL)



 Application	 Capacity	 Status
Transport of imported crude from Paradip to Numaligarh Refinery	9 MMTPA	Construction underway; mechanical completion expected by Oct'26

OVERALL	ROU OPENED	WELDING DONE	LOWERING DONE
92% Physical completion	99% 1,626 kms	97% 1,599 kms	95% 1,560 kms

Note: All figures as of 30th Apr'26

Future ready to empower India's energy transition



Resilient upstream engine to unlock reserves

- » Frontier offshore exploration-led growth
- » Chasing 'deeper depths' to unlock hard-to-access reserves
- » Enhanced well-intervention activity to sustain production
- » 'Growth-focused' capex



Expanding midstream infra to support portfolio ramp-up

- » Integration with national gas grid (40% gas upside)
- » 2x capacity enhancement of existing gas pipeline
- » >3x capacity augmentation of downstream product pipeline



Strengthened downstream portfolio for integrated play

- » 3x refining capacity expansion
- » 1.8x expansion of petchem portfolio
- » 5x increase in CGD footprint and infrastructure scale-up



Future ready to empower India's energy transition

- » 20K cr. investment committed into renewables, CBG, biofuels, and Green H2

Sustainability focused with a clear path to Net Zero by 2040

Highest shareholder value creator among Indian O&G PSU peers

3 Emerging green energy platform with scale driven by partnerships and efficient capital deployment

Our journey so far

Strong existing footprint

188 MW existing renewable assets in Rajasthan, Gujarat, Madhya Pradesh

~2 GW renewable pipeline via JVs across Assam, Himanchal Pradesh, Rajasthan

5 CBG plants in construction or tendering stage in Odisha, Assam, and Tripura

1 MW GH2 plant under construction in Himanchal Pradesh

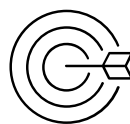
Execution readiness established

JVs with leading state PSUs for RE projects (RVUNL, APGCL)

MoU with NRL for 300 MW RE development

₹3,750 Cr. approved for 25 greenfield CBG plants

Our vision going forward



5+ GW

Renewable Energy Portfolio



25 CBG plants

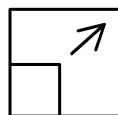
MSW and Agri-waste based project owner model



Alternate Energy

Pilot across Green Hydrogen and derivatives

Our path to realizing the vision



Greenfield build-out

300MW+ captive demand; participation in utility scale tender (15+ partners onboarded for bid participation)



Strategic JVs and M&A

RE and CBG JVs under finalization; multiple M&A targets being evaluated for inorganic scale-up



Capital committed

₹20,000+ Cr. committed till 2040 across RE, CBG, GH₂ & biofuels





Agenda

01 Company Overview

02 Financial Highlights

03 Strategy and Operational Performance

04 Responsible Corporate

4 Sustainability: OIL's ESG commitment drives responsible, inclusive, and sustainable growth

Environment

Energy transition & decarbonization

- **Net Zero by 2040**
- **Zero routine gas flare commitment by 2027**
- **Zero methane emission by 2030** in partnership with TotalEnergies
- **OGEL set-up** to drive green energy initiatives

Natural Capital

- **Green Credit Program:** 431 Ha land reserved in Assam & Odisha
- **Mass plantation** in abandoned well sites

Water Management

- **Treated formation water** reused for Water Injection
- **Recharge pits** in Jodhpur

Circular Economy

- **Sludge Treatment Plant:** ~59% higher processing vs. last FY, plant util. >90%
- **Drilling fluid recycled/reused:** ~63.1K bbls

Physical climate risks

- **4 tier disaster mgmt. plan**
- **Seismic vulnerability assessment**

Social

Health & safety

- **LTIF¹: 0.209**
- **Zero** occupational illness cases
- **Integrated Management System certification** for all Field Installations

Human capital

- Workforce of **6.6K employees** (1.9K executives, 4.7K unionized)

Demographic & societal trends

- **CSR initiatives** in key areas
 - Healthcare
 - Sanitation
 - Education
 - Women Empowerment
 - Sports
 - Rural Infrastructure
- **CSR Expenditure** of ₹144.59 Cr in FY26

Governance

Customer relations

- **Data protection strategy** with cybersecurity measures
- **Partner & vendor's meet** (Feb'26)

Policies

- Board Diversity
- Whistleblower
- Equal Opportunity
- Risk Management
- IT security

Memberships

- UNGC², OGDC³, World Bank Zero Routine Flare Initiative

NSE rating: 65 (Upgraded 5 points from previous year) | S&P Global ESG score: 46 (Upgraded 2 points from previous year)

4 Sustainability | CSR: OIL's commitment to nation-building reflected in high-impact CSR initiatives


Cumulative CSR Expenditure in last 5 years: ~₹650 Crore

Empowered ~2 lakh+ individuals in a year through our dedicated CSR programs



Healthcare

- **2.3K mobile health camps** benefiting 1L+ patients in NE
- **40.8K beneficiaries** via maternal & child health program "OIL Arogya"
- **Sanitary pads** vending machines & incinerators installed in Govt. schools in Rajasthan & Assam



Education

- **200 students trained** under OIL Pragyan Super 30
- **5.7K students benefited** under OIL Jigyasa STEM learning
- **47 girl toilet** built in Meghalaya
- **1.3K children helped** via Divyangjan Children initiatives



Skill Development

- **900 youth trained and 855 placed** under OIL Swabalamban
- **549 students trained** via SDI Guwahati
- **255 women weaves** trained under CoE for Handicrafts
- **4K farm families supported** under Agriculture Project



Community Development
(Rural Infra. & Livelihood)

- **225 kms. rural roads and 80 culverts** sanctioned
- **45 roadside public waiting sheds, 80 community halls /cultural centers & 30 rural auditoriums** under development
- **6 community playgrounds** developed



Environmental Sustainability

- **Waste management** initiatives in Andaman
- **Coral Reef conservation Initiative** with Dept. of Environment and Forest, Andaman
- **IEC campaigns** under Swacch Bharat Abhiyan undertaken across OIL spheres



Other Initiatives

- **40 rural football centers** set up benefiting 2K students under OIL Lakshya
- **Infrastructure support** to schools & hospitals in Aspirational Districts
- **Solar Street Lights, Open Gyms** and other community assets installed across India.

Contact Us

For Institutional Investors & Analysts



Shri Abhijit Das

Chief Investors Relations Officer

Email: abhijitdas@oilindia.in | investorrelations@oilindia.in

For Retail Investors



Shri A. K. Sahoo

Company Secretary

Email: investors@oilindia.in

