

संदर्भ सं./Ref. No.: HSE/E/43C-1/1481

दिनांक/Date: 29.11.2025

From	:	Executive Director (HSE & ESG)
To	:	Deputy Director General of Forests (Central), Sub Office, Guwahati (under Regional Office, Shillong), 4th Floor, Housefed Building, Rukminigaon, Guwahati-781022. (Email : iro.guwahati-mefcc@gov.in , iro.moefcc.ghy@gmail.com)
Subject	:	Submission of Half-yearly (April 2025 to September 2025) compliance reports of the conditions stipulated in the Environment Clearance (EC) granted to Oil India Limited.

Sir,

Reference to above subject, please find enclosed herewith the Half-yearly (April 2025 to September 2025) compliance reports of the conditions stipulated in the Environment Clearance (EC) granted to Oil India Limited. List of the EC are tabulated below:

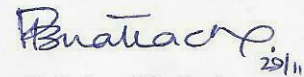
S.No	EC Identification No/File No.	Name of the EC proposal
1.	F. No. J-11011/413/2008-IA II (I) dated 24.01.2011	OCS Bhogpara.
2.	F. No. J-11011/1251/2007-IA II (I) dated 01.11.2011	Exploratory Drilling of 01 (One) well at Doomdooma-Pengry Area, District Tinsukia, Assam.
3.	F. No. J-11011/682/2008-IA II (I) dated 17.06.2013	Expansion of Gas field Development in Tengakhat-Naharkatia-Jorajan area and Doomdooma Pengry area, Assam by M/s Oil India Ltd.
4.	F. No. J-11011/116/2018-IA II (I) dated 07.01.2020	Onshore Oil & Gas Exploration & Development Drilling and Production in Ningru Oil & Gas Field in Districts Changlang and Namsai for Ningru PML Block (Arunachal Pradesh)
5.	F. No. J-11011/1260/2007-IA II (I) dated 09.04.2020	Onshore Oil & Gas Development Drilling and Production in Mechaki Area covering Mechaki, Mechaki Extension, Baghjan and Tinsukia Extension PMLs on District Tinsukia (Assam).
6.	F. No. J-11011/150/2016- IA II (I) dated 11.05.2020	Extension Drilling & Testing of Hydrocarbons at 7 (seven) Locations under Dibru-Saikhowa National Park Area, North-West of Baghjan PML, District Tinsukia, Assam.
7.	F. No. J-11011/1253/2007-IA II (I) dated 28.12.2020	Onshore Oil & Gas development drilling and production by M/S Oil India Ltd in Dibrugarh district under Dibrugarh, Chabua, Hugrijan and Tinsukia PMLs. (Dibrugarh- Bhogpara)
8.	F. No. J-11011/375/2016-IA II (I) dated 28.12.2020	Onshore Oil & Gas Development Drilling and Production (179 wells and 9 Production Installations) in North Hapjan – Tinsukia –

		Dhola area under Tinsukia district, Assam.
9.	F. No. J-11011/35/2018-IA II (I) dated 26.02.2021	Onshore Oil & Gas development drilling and production by M/S Oil India Ltd. Located in Khagorijan Oil & Gas Field in Dibrugarh & Tinsukia District under Tinsukia PML, Tinsukia Extension PML and Chabua PML District: Dibrugarh, Assam
10.	F. No. J-11011/186/2016-IA II (I) dated 03.03.2021	Onshore Oil & Gas development drilling and production in Borhat-Titlagarh area, Dibrugarh, Sibsagar and Charaideo Districts under Sapkainth, Borhat, Moran Extension and Doomdoo PMLs.
11.	EC22A002AS110311 F. No. J-11011/156/2017-IA II (I) dated 28.11.2022	Oil & Gas development drilling and production (16 exploratory, 73 developmental drilling wells and 9 Production Installations) in Moran Area under Dibrugarh, Sibsagar and Charaideo districts, Assam.
12.	EC23A002AS125690 F. No. J-11011/1254/2007-IA II (I) dated 13.01.2023	Oil & Gas development drilling and production (68 developmental drilling wells and 9 Production Installations) in Khowang Shalmari Area under Dibrugarh, Sibsagar districts, Assam.
13.	EC23A002AS188131 F.No J-11011/1257/2007- IA II (I) dated 17.04.2023	Onshore Oil & Gas development drilling and production (167 wells and 7 production Installations) in Tengakhat-Kathaloni-Dikom (TKD) under Dibrugarh district, Assam.
14.	EC23A002AS198872 F. No. J-11011/388/2016-IA II (I) dated 31.07.2023	Onshore Oil & Gas development drilling (67 wells) in Jorajan Area under Dibrugarh, Charaideo and Tinsukia districts, Assam.
15.	EC23A002AS146942 F.No. J-11011/546/2017-IA(I) dated 20.09.2023	Onshore Oil & Gas development drilling and production (294 wells and 2 Production Installations) in Naharkatiya-Deohal-Bogapani-Nagajan (NDBN) area under Dibrugarh & Tinsukia districts, Assam.

This is for your kind information please.

Thanking you.

Yours faithfully,
For Oil India Limited



(Arindam Bhattacharyya)

Executive Director (HSE & ESG)

Nodal Officer (EC, FC, NBWL)

For Resident Chief Executive

कार्यकारी निदेशक (एचएसई एवं ईएसजी)
Executive Director (HSE & ESG)
Nodal Officer (EC/FC/NBWL)
ऑयल इंडिया लिमिटेड
Oil India Limited



HSE Department
Oil India Limited
Duliajan, Dibrugarh, 786602, Assam
Phone : 0374-2800542
Email: safety@oilindia.in

Encl: As above

Copy:

1. Director, Monitoring Cell, MoEF, Paryavaran Bhawan, CGO Complex, Lodhi Road, New Delhi-110003.
2. Zonal Office, Central Pollution Control Board, "TUM-SIR", Lower Motinagar, Near Fire Brigade Headquarter, Shillong-793014.
3. Chairman, Assam Pollution Control Board, Bamunimaidan, Guwahati-781021, Assam.
4. Chairman, Arunachal Pradesh State Pollution Control Board, Office of the Principal Chief and Secretary (E&F) Conservator of Forests, Govt. of Arunachal Pradesh, Itanagar-791111, Arunachal Pradesh.

- **Name of the Project:** Onshore Oil & Gas development drilling (67 wells) in Jorajan Area under Dibrugarh, Charaideo and Tinsukia districts, Assam.
- **EC Identification No., File No and date:** EC23A002AS198872, F. No. J-11011/388/2016-IA II (I) dated 31.07.2023
- **Period of Compliance Report:** April 2025 to September 2025..

Specific Conditions:

S. No.	CONDITION	COMPLIANCE STATUS
I.	The company shall comply with all the environmental protection measures and safeguards proposed in the documents submitted to the Ministry. All the recommendations made in the EIA/EMP in respect of environmental management, and risk mitigation measures relating to the project shall be implemented (Annexure – I).	Being Complied
II.	The environmental clearance is subject to obtaining prior clearance from the wildlife angle, including clearance from the Standing Committee of the National Board for Wildlife as per the Ministry's OM dated 8 th August, 2019 and 16 th July, 2020. Grant of environmental clearance does not necessarily imply that Wildlife Clearance shall be granted to the project and that their proposal for Wildlife Clearance will be considered by the respective authorities on its merit and decision taken. PP shall also strictly follow the conditions mentioned in existing NBWL clearance.	Complied No drilling activity is carried out within the deemed ESZ of Protected Area.
III.	The project proponent shall prepare a Site-Specific Conservation Plan / Wildlife Management Plan and approved by the Chief Wildlife Warden. The recommendations of the approved Site-Specific Conservation Plan / Wildlife Management Plan shall be implemented in consultation with the State Forest Department. The implementation report shall be furnished along with the six monthly compliance report. (in case of the presence of schedule-I species in the study area).	Complied OIL has submitted Site- Specific wildlife conservation plan and wildlife management plan to Chief WildLife Warden, Assam for approval. Copy of the same is enclosed as Annexure – 1 .
IV.	As proposed, no pipelines or its part shall be laid and drilling of exploratory/production/development wells to be carried out in the Forest land/Protected Area without prior permission/approval from the Competent Authority.	Complied No pipeline is laid in Forest land/ Protected Area.
V.	PP shall conduct third party audit of compliance of EC condition at an interval one year and its report shall be submitted to IRO, MoEF&CC.	Will be complied Third party audit of compliance of EC condition will be carried out.
VI.	No drilling activities shall be carried out within 500m from the water bodies.	Complied No drilling activity is carried out within 500m from the waterbody.
VII.	Implementation of Action Plan on the issues raised during the Public Hearing shall be ensured. The Project Proponent shall undertake all the tasks as per the Action	Being Complied.

	Plan submitted with budgetary provisions during the Public Hearing.	
VIII.	Total fresh water requirement shall not exceed 25 CMD which will be met from tanker supply. Prior permission shall be obtained from the concerned regulatory authority.	Complied Total freshwater consumption is within the permitted limit. Groundwater abstraction by Oil India Ltd for drilling activities are exempted from obtaining NOC from Central Ground Water Authority (CGWA) as per the Public Note dated 01.08.2023. Copy of the same is enclosed as Annexure – E.
IX.	The project proponent will treat and reuse the treated water within the drilling site and no waste or treated water shall be discharged outside the premises. Mobile ETP coupled with RO shall be installed to reuse the treated water in drilling system. Mobile STP shall be installed to treat the domestic sewage. Size of the waste pit shall be equal to the hole volume and volume of drill cutting and volume of discarded mud if any. Two feet free board may be left to accommodate rain water. There shall be separate storm water channel and rain water shall not be allowed to mix with waste water. Alternatively, if possible pit less drilling be practiced instead of above.	Complied Zero Liquid Discharge is maintained at the drilling location. Mobile ETP coupled with RO is installed to treat the effluent generated from the drilling location. Quantity of domestic sewage generated from the drilling locations is minimum and is being treated in ETP. Test report of ETP treated effluent at Loc.NCP-1 is enclosed as Annexure – 2.
X.	Produce water from the EPS shall be treated in the efficient ETP/ Central ETP of capacity 5000 KLD at Tengakhat/ETP of capacity 7200 KLD at Madhuban and treated effluent shall be disposed off in disposal wells located in the vicinity of the production installation after achieving the water quality standards prescribed by SPSCB/CPCB. Online effluent monitoring system shall be installed and records shall be maintained.	No additional Production Installations are proposed in this area.
XI.	During production, storage and handling, the fugitive emission of methane, if any, shall be monitored using Infra-red camera/ appropriate technology.	Complied Portable Multi-gas detector & Explosimeter are used to detect fugitive emissions of Methane (if any).
XII.	The project proponent also to ensure trapping/storing of the CO ₂ generated, if any, during the process and handling.	Complied No CO ₂ generated is generated during drilling.
XIII.	Approach road to drilling sites shall be made pucca to minimize generation of suspended dust.	Complied Approach road to the drilling location is made pucca to minimize dust generation.
XIV.	The project proponent shall make all arrangements for control of noise from the drilling activity. Acoustic enclosure shall be provided for the DG sets along with the adequate stack height as per CPCB guidelines.	Complied Regular maintenance of equipment/ machinery is carried to minimize noise generation. Acoustic enclosures are provided around DG sets and also adequate Stack Height is provided for DG sets as per CPCB guidelines. Report

		enclosed for Loc. NCP-1 as Annexure 3.
XV.	The company shall construct the garland drain to prevent runoff of any oil containing waste into the nearby water bodies. Separate drainage system shall be created for oil contaminated and non-oil contaminated.	Complied Garland drains are constructed around the periphery of the drilling location/ production installation to prevent runoff of any oil containing waste into the nearby water bodies. Separate drainage system is created for oil contaminated and non- oil contaminated.
XVI.	Drill cuttings separated from drilling fluid shall be adequately washed and disposed in HDPE lined pit. Waste mud shall be tested for hazardous contaminants and disposed according to HWMH Rules, 2016. No effluent/drilling mud shall be discharged/disposed off into nearby surface water bodies. The company shall comply with the guidelines for disposal of solid waste, drill cutting and drilling fluids for onshore drilling operation notified vide GSR.546(E) dated 30 th August, 2005.	Complied Drill cuttings separated from drilling fluid are disposed in HDPE lined pit and mud is tested for Hazardous contaminants as per Hazardous and Other Wastes (Management & Transboundary) Movement Rules, 2016. Test report of Mercury (Hg) and Cadmium (Cd) content in Barite used in the preparation of Drilling Fluid. Toxicity test report of waste drilling mud of Loc. NCP-1 is enclosed as Annexure – 4.
XVII.	Oil spillage prevention and mitigation scheme shall be prepared. In case of oil spillage/ contamination, action plan shall be prepared to clean the site by adopting proven technology. The recyclable waste (oily sludge) and spent oil shall be disposed of to the authorized recyclers.	Complied In case of Oil spillage/ contamination, action will be taken as per the Oil spill contingency plan prepared by OIL. Recyclable waste (oily sludge) and spent oil is being sent to Pollution Control Board, Assam authorized recyclers
XVIII.	The project proponent shall take necessary measures to prevent fire hazards, containing oil spill and soil remediation as needed. At fixed installations or plants use of ground flare shall be explored. At the place of ground flaring, the overhead flaring stack with knockout drums shall be installed to minimize gaseous emissions during operation.	Complied Fixed firefighting system are installed at drilling locations and in case of any oil spillage necessary remediation actions will be taken as per the Oil Spill Contingency Plan.
XIX.	The project proponent shall develop a contingency plan for H ₂ S release including all necessary aspects from evacuation to resumption of normal operations. The workers shall be provided with personal H ₂ S detectors in locations of high risk of exposure along with self-containing breathing apparatus.	Complied Contingency Plan for H ₂ S release is in place. OIL never encountered H ₂ S and no such evidence exists in our field of operation. However, multi-gas detector and Self Containing Breathing Apparatus (SCBA) are kept available to meet the emergency situation, if any.
XX.	Blow Out Preventer system shall be installed to prevent well blowouts during drilling operations.	Complied BOP systems are installed at the drilling locations for prevention of Blowouts.

XXI.	On completion of the project, necessary measures shall be taken for safe plugging of wells with secured enclosures to restore the drilling site to the original condition. The same shall be confirmed by the concerned regulatory authority from environment safety angle. In case of hydrocarbon not found economically viable, a full abandonment plan shall be implemented for the drilling site in accordance with the applicable DGH/ Indian Petroleum Regulations. After completion of drilling of any well, the owner or operator shall restore the well site, remove or fill all pits used to contain produced fluids or industrial waste and remove all drilling supplies and equipment not needed for production.	Will be Complied On completion of the drilling activity, plugging of abandoned wells will be carried out as per the OIL's Well Abandonment, Site Restoration and Reclamation policy.
XXII.	As per the action plan submitted by the project proponent all activities proposed in extended EMP (CER) for corpus of Rs. 10.087 crores shall completed within 2 years (Annexure-II).	Being Complied
XXIII.	Occupational health surveillance of the workers shall be carried out as per the prevailing Acts and Rules. All workers & employees shall be provided with required safety kits/mask for personal protection.	Complied Occupational Health Surveillance of workers engaged in drilling operation is being carried out on regular basis. All workers & employees engaged in drilling operation are provided with Personal Protective Equipment (PPE) Records of IME/PME are enclosed as Annexure – 6.
XXIV.	Oil content in the drill cuttings shall be monitored if oil-based mud is used and report & shall sent to the Ministry's Regional Office.	Complied Water-based Mud is used for drilling operations.
XXV.	PP should establish in house (at project site) environment laboratory for measurement of environment parameter with respect to air quality and water (surface and ground). A dedicated team to oversee environment management shall be setup at site which should comprise of Environment Engineers, Laboratory chemist and staff for monitoring of air, water quality parameters on routine basis instead of engaging environment monitoring laboratories/consultants. Any noncompliance or infringement should be reported to the concerned authority.	Complied OIL has established In-House environment laboratory with dedicated team for measurement of environmental parameters w.r.t air quality and water.
XXVI.	The project proponent shall prepare operating manual in respect of all activities, which would cover all safety & environment related issues and measures to be taken for protection. One set of environmental manual shall be made available at the drilling site/ project site. Awareness shall be created at each level of the management. All the schedules and results of environmental monitoring shall be available at the project site office. Remote monitoring of site should be done.	Complied SOPs for all the operations covering safety and environment related issues are prepared. OIL has prepared Environmental manual which is made available at the drilling location. Copy of the same is enclosed Annexure – B. Also, all the environmental monitoring reports related to ambient air quality, Stack Gas monitoring, ETP effluent,

		Noise level are maintained at the drilling location.
XXVII.	PP shall sensitize and create awareness among the people working within the project area as well as its surrounding area on the ban of Single Use Plastic in order to ensure the compliance of Notification published by MOEFCC on 12 th August, 2021. A report along with photographs on the measures taken shall also be included in the six-monthly compliance report being submitted to concerned authority.	Complied OIL has arranged an awareness drive on the ban on single-use plastic at Kachari Pathar M.E School on 21.05.2024.

General Conditions:

S. No.	CONDITION	COMPLIANCE STATUS
I.	No further expansion or modifications in the plant, other than mentioned in the EIA Notification, 2006 and its amendments, shall be carried out without prior approval of the Ministry of Environment, Forest and Climate Change/SEIAA, as applicable. In case of deviations or alterations in the project proposal from those submitted to this Ministry for clearance, a fresh reference shall be made to the Ministry/SEIAA, as applicable, to assess the adequacy of conditions imposed and to add additional environmental protection measures required, if any.	Complied No further expansion or modification other than mentioned in the EIA Notification, 2006 and its amendments, is carried out without prior approval of the Ministry of Environment, Forest and Climate Change.
II.	The energy source for lighting purpose shall be preferably LED based, or advanced having preference in energy conservation and environment betterment.	Complied LED lights are installed for lighting purposes at the drilling locations.
III.	The overall noise levels in and around the plant area shall be kept well within the standards by providing noise control measures including acoustic hoods, silencers, enclosures etc. on all sources of noise generation. The ambient noise levels shall conform to the standards prescribed under the Environment (Protection) Act, 1986 Rules, 1989 viz. 75 dBA (day time) and 70 dBA (night time).	Complied. Noise level at the drilling locations is kept within the permissible limits by providing acoustic enclosures around the DG sets.
IV.	The company shall undertake all relevant measures for improving the socioeconomic conditions of the surrounding area. CER activities shall be undertaken by involving local villages and administration and shall be implemented. The company shall undertake eco-developmental measures including community welfare measures in the project area for the overall improvement of the environment.	Being Complied
V.	The company shall earmark sufficient funds towards capital cost and recurring cost per annum to implement the conditions stipulated by the Ministry of Environment,	Being Complied

	Forest and Climate Change as well as the State Government along with the implementation schedule for all the conditions stipulated herein. The funds so earmarked for environment management/pollution control measures shall not be diverted for any other purpose.	
VI.	A copy of the clearance letter shall be sent by the project proponent to concerned Panchayat, Zilla Parishad/Municipal Corporation, Urban local Body and the local NGO, if any, from whom suggestions/representations, if any, were received while processing the proposal.	Complied
VII.	The project proponent shall also submit six monthly reports on the status of compliance of the stipulated Environmental Clearance conditions including results of monitored data (both in hard copies as well as by e-mail) to the respective Regional Office of MoEF&CC, the respective Zonal Office of CPCB and SPCB. A copy of Environmental Clearance and six monthly compliance status report shall be posted on the website of the company.	Complied EC compliance report for the period September 2024 to March 2025 was submitted to Sub-RO, Guwahati, Zonal Office CPCB, Shillong and, Chairman - Pollution Control Board Assam vide L.No. Ref.No.:S&E/E/43C-1/624 dated 29.05.2025 . Also, copy of the EC and Six-monthly compliance report are uploaded to OIL website under the link https://www.oil-india.com/environmental-compliance-reports
VIII.	The environmental statement for each financial year ending 31 st March in Form-V as is mandated shall be submitted to the concerned State Pollution Control Board as prescribed under the Environment (Protection) Rules, 1986, as amended subsequently, shall also be put on the website of the company along with the status of compliance of environmental clearance conditions and shall also be sent to the respective Regional Offices of MoEF&CC by e-mail.	Complied. Environment Statement (Form – V) for the F.Y. 2024-25 was submitted to Pollution Control Board, Assam Ref. No.: HSE/E/21(B)/928 dated: 01.09.2025 Copy of the same is enclosed as Annexure – C .
IX.	The project proponent shall inform the public that the project has been accorded environmental clearance by the Ministry and copies of the clearance letter are available with the SPCB/Committee and may also be seen at Website of the Ministry and at https://parivesh.nic.in/ . This shall be advertised within seven days from the date of issue of the clearance letter, at least in two local newspapers that are widely circulated in the region of which one shall be in the vernacular language of the locality concerned and a copy of the same shall be forwarded to the concerned Regional Office of the Ministry.	Complied. Advertisement regarding the issuance of the Environment Clearance was published in two newspapers i.e., Dainik Janambhumi and The Sentinel dated 08.08.2023. Same is enclosed as Annexure 7 .
X.	The project authorities shall inform the Regional Office as well as the Ministry, the date of financial closure and final approval of the project by the concerned authorities and the date of start of the project.	Will be Complied.



ऑयल इंडिया
OIL INDIA

HSE Department

Oil India Limited

Duliajan, Dibrugarh, 786602, Assam

Phone : 0374-2800542

Email: safety@oilindia.in

संदर्भ सं./Ref. No.: S&E/E/43(14)/1149

दिनांक/Date: 02.11.2024

From	:	ED (HSE & ESG)
To	:	The Principal Chief Conservator of Forests (Wildlife) & Chief Wildlife Warden Office of the PCCF (Wildlife), Aranya Bhawan, Panjabari, Guwahati, Assam – 781037.
Subject	:	Submission of Site-Specific Conservation Plan and Wildlife Management Plan for Schedule – I species against the Environment Clearance proposals of Oil India Limited.
Ref	:	OIL Letter Ref. No. S&E/E/43(5)/1158 dated 25.08.2021.

Sir,


Oil India Limited (OIL) has submitted Environment Clearance proposals No. IA/ AS/IND2/248260/2016 (Jorajan Block) to Ministry of Environment, Forest & Climate Change (MoEF&CC) for carrying Onshore Oil & Gas drilling and production activities in the Nominated Petroleum Mining Lease (PMLs) of Assam.

In compliance with the Environment Clearance granted by MoEF&CC, OIL has prepared Site-specific conservation plan and Wildlife management plan for Schedule – I species and the same was submitted to your good office vide letter dated 25.08.2021 for approval. The approved plan is required for fulfilling the Environment Clearance compliance Condition as stipulated in the EC. (Copies enclosed as **Annexure – I**).

View above, we are request you to kindly approve the Site-specific conservation plan and Wildlife Management Plan for Schedule – I species against the above-mentioned EC proposal.

Thanking you.

Yours faithfully,
Oil India Limited


(R K Singh) 2/11/2024

Executive Director (HSE & ESG) I/C
Nodal Officer (EC, FC & NBWL)
For Resident Chief Executive

Encl: As above.

*Received
2/11/24*

Annexure 2



Envirocon Building, I.O.C.L (AOD) New Market
P.O.: Digboi, Dist.: Tinsukia, Assam – 786 171
Ph: 03751-264414, 9435008657, 8876028672
E-mail: envirocon@rediffmail.com

ISO 9001:2015 Certified
ISO 45001:2018 Certified

Report No.: ENV/ARDS/25-26/S-01/WW-05/02
Date : 27/05/2025

Order No.: Telecon
Date :

Report Issued To : **ADITI R & D SERVICES**
Nilesh Buisness Complex, A. T. Road, Digboi, Assam

TEST RESULTS

Sample Ref. No.: ARDS/2025/S-01/2105/01 Sample Source : Rig S#1/NCP-1, Sasoni Sample Type : ETP Treated Water (RO)
Collected On : 21-05-2025 Received On : 21-05-2025 Collected By : ETP Supervisor, ARDS

SL No.	Parameters	Results	Limit [G.S.R. 176(E), 02.04.1996]
1	Colour	Colourless	Colourless
2	Odour	Odourless	Odourless
3	pH value	7.24	5.5 – 9.0
4	Temperature, °C	25.7	40 °C
5	TSS, mg/l	<5.0	100
6	BOD, mg/l	2	30
7	COD, mg/l	34	100
8	Chlorides (as Cl), mg/l	8.2	600
9	Sulfates (as SO ₄), mg/l	<1.0	1000
10	TDS, mg/l	53	2100
11	Sodium, (%)	2.5	60
12	Oil & Grease, mg/l	<4.0	10
13	Phenolic Compounds as C ₆ H ₅ OH, mg/l	<0.001	1.2
14	Cyanides, mg/l	<0.001	0.2
15	Fluorides (as F), mg/l	<0.01	1.5
16	Sulfide (as S), mg/l	<0.01	2.0
17	Chromium (Cr ⁺⁶), mg/l	<0.001	0.1
18	Chromium (Total), mg/l	<0.001	1.0
19	Copper, mg/l	<0.001	0.2
20	Lead, mg/l	<0.001	0.1
21	Mercury, mg/l	<0.001	0.01
22	Nickel, mg/l	<0.001	3.0
23	Zinc, mg/l	<0.01	2.0

Analysis Protocol: IS 3025



Checked By: Mr. Pankaj Baroi, **ENVIROCON**

NOTE:

1. Results reported are valid at the time of and under the prevailing conditions of measurement.
2. Results refer only to the particular parameters tested.
3. This test report shall not be reproduced except in full, without the written permission of ENVIROCON, I.O.C.L (AOD) New Market, Digboi – 786171, Assam.

Core Services: Environmental Monitoring & Data Generation, EIA & EMP, Environmental Audit & Allied Environmental Management jobs
Associate Services: Certification by Competent Person (CIF), NDT, Hydraulic Testing, Chartered Engineer Services etc.

Annexure 2



Envirocon Building, I.O.C.L (AOD) New Market
P.O.: Digboi, Dist.: Tinsukia, Assam – 786 171
Ph: 03751-264414, 9435008657, 8876028672
E-mail: envirocon@rediffmail.com

ISO 9001:2015 Certified
ISO 45001:2018 Certified

Report No.: ENV/ARDS/25-26/S-01/WW-06/01
Date : 14/06/2025

Order No.: Telecon
Date :

Report Issued To : **ADITI R & D SERVICES**
Nilesh Buisness Complex, A. T. Road, Digboi, Assam

TEST RESULTS

Sample Ref. No. : ARDS/2025/S-01/0806/01 Sample Source : Rig 5#1/NCP-1, Sasoni Sample Type : ETP Treated Water (RO)
Collected On : 08-06-2025 Received On : 09-06-2025 Collected By : ETP Supervisor, ARDS

Sl. No.	Parameters	Results	Limit [G.S.R. 176(E), 02.04.1996]
1	Colour	Colourless	Colourless
2	Odour	Odourless	Odourless
3	pH value	7.28	5.5 – 9.0
4	Temperature, °C	25.8	40 °C
5	TSS, mg/l	<5.0	100
6	BOD, mg/l	5	30
7	COD, mg/l	45	100
8	Chlorides (as Cl), mg/l	12	600
9	Sulfates (as SO ₄), mg/l	<1.0	1000
10	TDS, mg/l	62	2100
11	Sodium, (%)	2.9	60
12	Oil & Grease, mg/l	<4.0	10
13	Phenolic Compounds as C ₆ H ₅ OH, mg/l	<0.001	1.2
14	Cyanides, mg/l	<0.001	0.2
15	Fluorides (as F), mg/l	<0.01	1.5
16	Sulfide (as S), mg/l	<0.01	2.0
17	Chromium (Cr ⁺⁶), mg/l	<0.001	0.1
18	Chromium (Total), mg/l	<0.001	1.0
19	Copper, mg/l	<0.001	0.2
20	Lead, mg/l	<0.001	0.1
21	Mercury, mg/l	<0.001	0.01
22	Nickel, mg/l	<0.001	3.0
23	Zinc, mg/l	<0.01	2.0

Analysis Protocol: IS 3025



Checked By: Mr. Pankaj Baroi, ENVIROCON

NOTE: 1. Results reported are valid at the time of and under the prevailing conditions of measurement.
2. Results refer only to the particular parameters tested.
3. This test report shall not be reproduced except in full, without the written permission of ENVIROCON, I.O.C.L (AOD) New Market, Digboi – 786171, Assam.

Core Services: Environmental Monitoring & Data Generation, EIA & EMP, Environmental Audit & Allied Environmental Management jobs
Associate Services: Certification by Competent Person (CIF), NDT, Hydraulic Testing, Chartered Engineer Services etc.

Annexure 2



Envirocon Building, I.O.C.L (AOD) New Market
P.O.: Digboi, Dist.: Tinsukia, Assam – 786 171
Ph: 03751-264414, 9435008657, 8876028672
E-mail: envirocon@rediffmail.com

ISO 9001:2015 Certified
ISO 45001:2018 Certified

Report No.: ENV/ARDS/25-26/S-01/WW-06/02
Date : 30/06/2025

Order No.: Telecon
Date :

Report Issued To : **ADITI R & D SERVICES**
Nilesh Buisness Complex, A. T. Road, Digboi, Assam

TEST RESULTS

Sample Ref. No.: ARDS/2025/S-01/2106/01 Sample Source : Rig S#1/NCP-1, Sasoni Sample Type : ETP Treated Water (RO)
Collected On : 21-06-2025 Received On : 21-06-2025 Collected By : ETP Supervisor, ARDS

Sl. No.	Parameters	Results	Limit [G.S.R. 176(E), 02.04.1996]
1	Colour	Colourless	Colourless
2	Odour	Odourless	Odourless
3	pH value	7.22	5.5 – 9.0
4	Temperature, °C	26.2	40 °C
5	TSS, mg/l	<5.0	100
6	BOD, mg/l	6	30
7	COD, mg/l	48	100
8	Chlorides (as Cl), mg/l	15	600
9	Sulfates (as SO ₄), mg/l	<1.0	1000
10	TDS, mg/l	59	2100
11	Sodium, (%)	2.7	60
12	Oil & Grease, mg/l	<4.0	10
13	Phenolic Compounds as C ₆ H ₅ OH, mg/l	<0.001	1.2
14	Cyanides, mg/l	<0.001	0.2
15	Fluorides (as F), mg/l	<0.01	1.5
16	Sulfide (as S), mg/l	<0.01	2.0
17	Chromium (Cr ⁺⁶), mg/l	<0.001	0.1
18	Chromium (Total), mg/l	<0.001	1.0
19	Copper, mg/l	<0.001	0.2
20	Lead, mg/l	<0.001	0.1
21	Mercury, mg/l	<0.001	0.01
22	Nickel, mg/l	<0.001	3.0
23	Zinc, mg/l	<0.01	2.0

Analysis Protocol: IS 3025



Checked By: Mr. Pankaj Baroi, **ENVIROCON**

NOTE:

1. Results reported are valid at the time of and under the prevailing conditions of measurement.
2. Results refer only to the particular parameters tested.
3. This test report shall not be reproduced except in full, without the written permission of ENVIROCON, I.O.C.L (AOD) New Market, Digboi – 786171, Assam.

Core Services: Environmental Monitoring & Data Generation, EIA & EMP, Environmental Audit & Allied Environmental Management jobs
Associate Services: Certification by Competent Person (CIF), NDT, Hydraulic Testing, Chartered Engineer Services etc.

Annexure 3

MSK TESTING & INSPECTION		NOISE LEVEL MEASUREMENT REPORT				Report Date: 08.05.2025			
		Document Number: DOC.DS.FORMAT.33				Report Time: 10.00 PM			
		Documents: Noise Level Measurement Report [Drilling and Work over Mines] Regulation 124 of OMR, 2017]				Page 1 of 1			
TABLE A		Name of Rig	Location	Well No.	Name of person taking the measurement		Signature		
		S-1	NCP	1	Jitu Mohan		Jm		
TABLE B	Sl. No.	Source	Noise Level at Source (dB)	At a distance (from the source) dB			Threshold limit value for Noise as per OISD-166		Remarks
	1.	Rig Engine Gen Set (+Combined effect of all others)	96	Direction	5m	10m	Duration per day (hours)	Sound Level (dBA)	
				East	88	78			
				West	87	77			
				North	88	77			
	2.	Mud Pump Well Servicing Pump (+Combined Effect of All Others)	92	South	89	78	8 90	6 92	
				East	83	71			
				West	82	70			
				North	83	71			
	3.	Draw Works + Mechanical Activities of Derrick Floor + Outfit Engine for workover Rig (+Combined Effect of All Others)	89	South	83	72	4 95	3 97	
				East Corner of Derrick Floor	80				
				West Corner of Derrick Floor	79				
				North Corner of Derrick Floor	80				
	4.	Mud Gunning Pump (+Combined Effect of All Others)	87	South Corner of Derrick Floor	80		2 100	1-1/2 102	
				East Corner	77				
				West Corner	78				
North Corner				78					
			South Corner	77		1 105	1/2 110		
					1/2 or less 115				
TABLE C	Combined Effect of All above		At a distance (from the nearest source) dB	Noise level at Source (dB)		Near Boundary dB (A)		Remarks	
	5	Production Crew Hut	Approx. m from Source(s)		North - 63				
		Drilling TS Crew Hut	Approx. m from Source(s)		South - 62				
		Drilling crew hut	Approx. m from Source(s)		East - 61				
		Electrical crew hut	Approx. m from Source(s)		West - 60				
		CISF Camp	Approx. m from Source(s)	60					
Entrance gate	Approx. m from Source(s)	61							

Noise Level Meter

Make: HTC

Model: SL1350

C/F No. 11/01277

Authorized Person

Mitra S K Private Ltd



Approved by

Mr. Uttam Prodhon

Suptdg. Research Scientist

IM/Authorized Person
Oil India Ltd, Dullajan, Assam

Jm
PHASE OFF

MSK TESTING & INSPECTION		NOISE LEVEL MEASUREMENT REPORT				Report Date: 08.05.2025			
		Document Number: DOC.DS.FORMAT.33				Report Time: 03.00 PM			
		Documents: Noise Level Measurement Report [Drilling and Work over Mines] Regulation 124 of OMR, 2017]				Page 1 of 1			
TABLE A		Name of Rig	Location	Well No.	Name of person taking the measurement		Signature		
		S-1	NCP	1	Jitu Mohan		Jm		
TABLE B	Sl. No.	Source	Noise Level at Source (dB)	At a distance (from the source) dB			Threshold limit value for Noise as per OISD-166		Remarks
	1.	Rig Engine Gen Set (+Combined effect of all others)	94	Direction	5m	10m	Duration per day (hours)	Sound Level (dBA)	
				East	86	75			
				West	87	76			
				North	86	76			
	2.	Mud Pump Well Servicing Pump (+Combined Effect of All Others)	91	South	87	77	8 90	6 92	
				East	86	70			
				West	81	71			
				North	80	70			
	3.	Draw Works + Mechanical Activities of Derrick Floor + Outfit Engine for workover Rig (+Combined Effect of All Others)	88	South	81	70	4 95	3 97	
				East Corner of Derrick Floor	80				
				West Corner of Derrick Floor	79				
				North Corner of Derrick Floor	79				
	4.	Mud Gunning Pump (+Combined Effect of All Others)	86	South Corner of Derrick Floor	80		2 100	1-1/2 102	
				East Corner	76				
				West Corner	77				
North Corner				76					
			South Corner	76		1 105	1/2 110		
					1/2 or less 115				
TABLE C	Combined Effect of All above		At a distance (from the nearest source) dB	Noise level at Source (dB)		Near Boundary dB (A)		Remarks	
	5	Production Crew Hut	Approx. m from Source(s)		North - 62				
		Drilling TS Crew Hut	Approx. m from Source(s)		South - 61				
		Drilling crew hut	Approx. m from Source(s)		East - 60				
		Electrical crew hut	Approx. m from Source(s)		West - 61				
		CISF Camp	Approx. m from Source(s)	59					
Entrance gate	Approx. m from Source(s)	60							

Noise Level Meter

Make: HTC

Model: SL1350

C/F No. 11/01277

Authorized Person

Mitra S K Private Ltd



Approved by

Mr. Uttam Prodhon

Suptdg. Research Scientist

IM/Authorized Person
Oil India Ltd, Dullajan, Assam

Jm
PHASE OFF

Annexure-4

গ্ৰীণটেক এনভাইৰনমেন্টেল ইঞ্জিনিয়াৰ এণ্ড কন্সালটেন্টছ GREEN TECH ENVIRONMENTAL ENGINEER AND CONSULTANTS

(A Unit of XEIJ ABHIJANTRIK LLP)
House No-11, Champaknagar, Narayan Path, Bhetapara, Guwahati-781028, www.greentecheec.in
Mobile: 9435046677, 9954089052, E-mail: green_pranjal@hotmail.com, info@greentecheec.in



TC-15242

TEST REPORT

GEEC/FM/450A

ULR Number: TC152422500000729F			
Report No: GEEC/FL/23/TOX/2025/05/01		Date:	16/06/2025
Name of the Industry:	OIL INDIA Ltd.	Lab ID	GEEC/TT/2025/05/01
Address:	Oil India Ltd. Duliajan District: Dibrugarh, State : Assam	Date of Sampling/Collection:	11/05/2025
		Date of Receipt in Duliajan:	15/05/2025
		Date of Receipt in Lab:	16/05/2025
Rig	S-1	Test Start Date:	16/05/2025
Location:	NCP-1	Test End Date:	20/05/2025
DRILL FLUID QUALITY FOR TOXICITY			
SAMPLING RESULT			
Depth (Meter)	1402	Mud Weight (MW,pcf)	66
Mud Type	BS mud	MFV sec	60
Dose	Sample Concentration	Mortality (ln%)	Test Method
1	Control sample	0	IS 6582 (Part 2) Bioassay using Zebra Fish
2	5000 mg/L	10	
3	10000 mg/L	20	
4	20000 mg/L	30	
5	30500 mg/L	40	
6	40000 mg/L	50	
7	50000 mg/L	60	
Sample Drawn By : Client			
Remarks: Limit for Toxicity of Drill Fluid 96 Hrs LC 50 > 30000 mg/l by fish toxicity.			
Checked & Reviewed by:			Authorised by:
Dr. Belinda Lahon Quality Manager			Pranjal Buragohain Authorised Signatory

* The results relate only to the item tested.

* The test report shall not be produced except in full, without written approval of the laboratory.

* The test report cannot be used as evidence in the court of law without prior written approval of the laboratory.

***** End of report *****

Page 1 of 1

IME/PME of RIG: S#1

SL NO	OIL ID	NAME	DEPT	PME	IME
1	104099	B. SONOWAL	DRILLING	Yes	Yes
2	201811	B. CHETIA	DRILLING	Yes	Yes
3	202874	S ZAMAN	DRILLING	Yes	Yes
4	202994	A.SAIKIA	DRILLING	Yes	Yes
5	203063	S. BORAH	DRILLING	Yes	Yes
6	203067	U. KHANGIA	DRILLING	Yes	Yes
7	203102	B. MECH	DRILLING	Yes	Yes
8	204504	S.GOGOI	DRILLING	No	Yes
9	203062	R. MAJHI	DRILLING	Yes	Yes
10	203565	REBOT BORUAH	DRILLING	Yes	Yes
11	204266	SURAJ DAS	DRILLING	No	Yes
12	203552	J. CHETIA	DRILLING	No	Yes
13	104101	P GOGOI	DRILLING	Yes	Yes
14	201758	R. KALITA	DRILLING	Yes	Yes
15	201707	B. DAS	DRILLING	Yes	Yes
16	202998	J. SAIKIA	DRILLING	Yes	Yes
17	203007	H. SONOWAL	DRILLING	Yes	Yes
18	203043	B. SONOWAL	DRILLING	Yes	Yes
19	203775	S. SANGA	DRILLING	No	Yes
20	204488	R. SONOWAL	DRILLING	No	Yes
21	204321	HARI. P. SONOWAL	DRILLING	No	Yes
22	204395	PANKAJ CHAWROK	DRILLING	No	Yes
23	202029	SHYAM MONOOHAR BORAH	DRILLING	Yes	Yes
24	203831	SATYA BARTA GUPTA	DRILLING	Yes	Yes
25	201524	PRANDEEP DUTTA	DRILLING	Yes	Yes
26	202504	RANJAN DHADUMIA	DRILLING	Yes	Yes

Annexure 6

27	Contractual	MAINUL ATIQUE	DRILLING	Yes	Yes
28	103536	A. DIBRUAL	DRILLING	Yes	Yes
29	102801	R. CHETIA	DRILLING	Yes	Yes
30	202015	R. SONOWAL	DRILLING	Yes	Yes
31	202875	D. J. GOGOI	DRILLING	Yes	Yes
32	202877	A. CHETIA	DRILLING	Yes	Yes
33	203032	R. DAS	DRILLING	Yes	Yes
34	203699	F. GOGOI	DRILLING	No	Yes
35	204378	N. CHETIA	DRILLING	No	Yes
36	205106	A. DEVROY	DRILLING	No	Yes
37	203794	FIRUJ SAIKIA	DRILLING	No	Yes
38	204336	SUJIT MORAN	DRILLING	No	Yes
39	204848	P. CHETIA	DRILLING	No	Yes
40	201917	DEEP PRATIM BORAH	DRILLING	Yes	Yes
41	203739	ANUP GOGOI	DRILLING	Yes	Yes
42	201862	DIGEN GOGOI	DRILLING	Yes	Yes
43	202507	DEEP JYOTI GOHAI	DRILLING	Yes	Yes
44	Contractual	RISHAB JYOTI DAS	DRILLING	Yes	Yes
45	Contractual	PRODIP CHETRI	DRILLING	Yes	Yes
46	103920	A. CHETIA	DRILLING	Yes	Yes
47	201757	P. HAZAIKA	DRILLING	Yes	Yes
48	202989	R. SAIKIA	DRILLING	Yes	Yes
49	203006	I. SAIKIA	DRILLING	Yes	Yes
50	203011	D. BORAH	DRILLING	Yes	Yes
51	203065	R. BORAH	DRILLING	Yes	Yes
52	203850	A. BOKTIAL	DRILLING	No	Yes
53	204736	R. HAZARIKA	DRILLING	No	Yes
54	203579	PANKAJ KONWAR	DRILLING	No	Yes
55	204471	PURBAJIT HAZARIKA	DRILLING	No	Yes
56	203018	DHRUBAJYOTI GOGOI	DRILLING	Yes	Yes

Annexure 6


57	252363	ACHYUT HAZARIKA	DRILLING	Yes	Yes
58	101965	PRASANTA GOGOI	DRILLING	Yes	Yes
59	201921	MADHURJYA GOGOI	DRILLING	Yes	Yes
60	Contractual	SUMIT HORO	DRILLING	Yes	Yes
61	Contractual	SWADIN GOHAIN	DRILLING	Yes	Yes
62	101348	R RAJBONSHI	DRILLING	Yes	Yes
63	103639	SANTU NANDY	DRILLING	Yes	Yes
64	203228	AKASH BHUMIJ	DRILLING	Yes	Yes
65	103938	AMAL HAZARIKA	DRILLING	Yes	Yes
66	203806	ANUPAM BORUAH	DRILLING	No	Yes
67	203854	DIMPU BORGHAIN	DRILLING	No	Yes
68	204477	MADHURJYA P KAKOTI	DRILLING	No	Yes
69	204479	RIKI BORAH	DRILLING	No	Yes
70	202030	ANANTA BORUAH	DRILLING	Yes	Yes
71	102250	AJIT CHANDRA KONWAR	DRILLING	Yes	Yes
72	202680	CHIRANTI SONOWAL	DRILLING	Yes	Yes
73	203744	NILUTPAL SAIKIA	DRILLING	No	Yes
74	204195	HIMJYOTI SONOWAL	DRILLING	No	Yes
75	202996	NEELAM JYOTI GOGOI	DRILLING	Yes	Yes
76	205389	RAHUL KONWAR	DRILLING	No	Yes
77	205386	DEEPANKAR TALUKDAR	DRILLING	No	Yes
78	205396	POBANJIT BORAH	DRILLING	No	Yes
79	205417	DIPANKAR DAS	DRILLING	No	Yes
80	205382	BIRAJ DEY	DRILLING	No	Yes
81	205411	GUNJAN SAIKIA	DRILLING	No	Yes
82	205412	HIMALJIT MECH	DRILLING	No	Yes
83	99284	BUDHRAM BORACK	DRILLING	Yes	Yes
84	25-2701	UNNAT MAHANTA	DRILLING	Yes	Yes
85	201877	MANURANJAN GOGOI	DRILLING	Yes	Yes

Annexure 6

86	204188	BEDANTA GOHAIN	DRILLING	No	Yes
87	100969	ARUP DAS	ELECTRICAL	Yes	Yes
88	25/1732	N. RAJKHOWA	ELECTRICAL	Yes	Yes
89	203061	RATUL GOHAIN	ELECTRICAL	Yes	Yes
90	104020	ASINEE CHANGMAI	ELECTRICAL	Yes	Yes
91	25/1766	HARSHAJIT DUTTA	ELECTRICAL	Yes	Yes
92	101320	LALIT KONWAR	ELECTRICAL	Yes	Yes
93	103507	PABITRA GOHAIN	ELECTRICAL	Yes	Yes
94	103818	DHANJIT KALITA	ELECTRICAL	Yes	Yes
95	25/1731	NILUTPAL GOGOI	ELECTRICAL	Yes	Yes
96	203620	ELU BORAH	ELECTRICAL	No	Yes
97	204365	PRANJAL GOGOI	ELECTRICAL	No	Yes
98	200073	GAUTAM DAS	ELECTRICAL	Yes	Yes
99	201511	LALIT PHANCHO	ELECTRICAL	Yes	Yes
100	204390	SOURAB BORBORAH	ELECTRICAL	No	Yes
101	205119	R. MECH	ELECTRICAL	No	Yes
102	200877	D.K. TAMANG	ELECTRICAL	Yes	Yes
103	205121	A GOGOI	ELECTRICAL	No	Yes
104	203887	R HAZARIKA	ELECTRICAL	No	Yes
105	101326	HEMANTA BURAGOHAIN	ELECTRICAL	Yes	Yes
106	103770	JUGESWAR SONOWAL	ELECTRICAL	Yes	Yes
107	202532	SARAT KONWAR	ELECTRICAL	Yes	Yes
108	204368	DINKU BORTHAKUR	ELECTRICAL	No	Yes
109	104017	PRADIP SONOWAL	ELECTRICAL	Yes	Yes
110	203049	JIBON KHANIKOR	ELECTRICAL	Yes	Yes
111	103594	HEMA LAHON	ELECTRICAL	Yes	Yes
112	205162	B. BORA	CHEMICAL	No	Yes
113	203548	S. UPADHYAY	CHEMICAL	No	Yes
114	201914	NRIPEN KONWAR	TS DRILLING	Yes	Yes

Annexure 6

115	203802	PRASANTA DAS	TS DRILLING	No	Yes
116	203598	DEBOJIT RAJKONWAR	TS DRILLING	No	Yes
117	201938	DILIP BORAH	TS DRILLING	Yes	Yes
118	Contractual	BINOD DUTTA	LOGISTICS	Yes	Yes
119	Contractual	PALLAB MUDOI	LOGISTICS	Yes	Yes
120	Contractual	DHURBAJYOTI SAIKIA	LOGISTICS	Yes	Yes
121	Contractual	BIJOY GOGOI	LOGISTICS	Yes	Yes
122	Contractual	SONJIB BORUAH	LOGISTICS	Yes	Yes
123	Contractual	MOHIM ARANDHARA	LOGISTICS	Yes	Yes
124	Contractual	BITU GURUNG	LOGISTICS	Yes	Yes


 Signature of IM/DIC
 Rig: S#1

তিনিচুকীয়া, মঙলবাৰ, ২২ শাওণ, ১৯৪৫ শক

- দৈনিক জনমভূমি -

Tinsukia, Tuesday, August 8, 2023



ऑयल इंडिया लिमिटेड
(भारत सरकार का उद्यम)
Oil India Limited
(A Government of India Enterprise)



P.O. Duliajan - 786602, Assam, India. CIN: L11101AS1959GOI001148

The Ministry of Environment, Forest and Climate Change (MoEF&CC) has accorded Environmental Clearance for Onshore Oil & Gas development drilling against the proposal No. IA/AS/IND2/248260/2016 under the provisions of EIA Notification, 2006.

The copy of Environmental Clearance, F.No. J-11011/388/2016-IA II (I) dated 31.07.2023 is available for reference with Pollution Control Board, Assam (PCBA) and may also be seen at the website of MoEF&CC at <https://parivesh.nic.in/>.

Nodal Officer EC/FC/NBWL, Oil India Limited

THE SENTINEL TUESDAY 8 AUGUST 2023 DIBRUGARH



ऑयल इंडिया लिमिटेड
(भारत सरकार का उद्यम)
Oil India Limited
(A Government of India Enterprise)



P.O. Duliajan - 786602, Assam, India. CIN: L11101AS1959GOI001148

The Ministry of Environment, Forest and Climate Change (MoEF&CC) has accorded Environmental Clearance for Onshore Oil & Gas development drilling against the proposal No. IA/AS/IND2/248260/2016 under the provisions of EIA Notification, 2006.

The copy of Environmental Clearance, F.No. J-11011/388/2016-IA II (I) dated 31.07.2023 is available for reference with Pollution Control Board, Assam (PCBA) and may also be seen at the website of MoEF&CC at <https://parivesh.nic.in/>.

Nodal Officer EC/FC/NBWL, Oil India Limited



Annexure-C

HSE Department
Oil India Limited
Duliajan, Dibrugarh, 786602, Assam
Phone : 0374-2800542
Email: safety@oilindia.in

संदर्भ सं./Ref. No.: HSE/E/21(B)/928

दिनांक/Date: 01.09.2025


From	:	ED (HSE & ESG)
To	:	The Member Secretary, Pollution Control Board, Assam, Bamunimaidam, Guwahati- 781021.
Subject	:	Submission of Environmental Statement (Form-V) under Environment (Protection) Rules, 1986.

Sir,

With reference to the above subject, we are submitting herewith the Environmental Statement (Form-V) for the financial year ending on 31st March 2025 pertaining to the operations of Oil India Limited in the districts of Dibrugarh, Tinsukia, Sivsagar and Charaideo in Assam.

Thanking you.

Yours faithfully,
For Oil India Limited


01/09/2025
(R.K. Singh)

**ED (HSE & ESG)-Officiating
Nodal Officer (EC, FC, NBWL)
For Resident Chief Executive**

Encl: As above.

- Copy:**
1. Regional Executive Engineer,
Pollution Control Board Assam,
Back Side of ASTC Bus Station,
Chowkidinghee, Dibrugarh,
PIN: 786001.
 2. Executive Engineer,
Regional Laboratory cum Office,
Pollution Control Board Assam,
Melachakar, Sivsagar,
PIN: 785640.
 3. Executive Engineer,
Regional Office,
Pollution Control Board Assam,
Rangagora Rd, Borguri, Tinsukia,
PIN: 786126

FORM - V
(See Rule 14)
ENVIRONMENTAL STATEMENT FOR THE FINANCIAL YEAR ENDING THE 31st
MARCH, 2025

PART - A

(i) **Name and address of the owner/occupier of the industry operation or process.**

OIL INDIA LIMITED
P.O. DULIAJAN
DIST. DIBRUGARH
ASSAM -786602.

Note: Environmental Statement (Form - V) is pertaining to the operations of Oil India Limited in the districts of Dibrugarh, Tinsukia, Sivasagar and Charaideo in Assam.

(ii) **Industry category:** Red - Oil and gas extraction (on-shore extraction through drilling wells)

(iii) **Production capacity - Units**

OIL's production target is fixed as per the Memorandum of Understanding (MoU) with Ministry of Petroleum and Natural Gas, Govt. of India, which varies from year to year.

Production details during F.Y. 2024-25:

- **Crude Oil:** 3.380 MMT.
- **Natural Gas:** 2935.529832 MMSCM
- **LPG:** 30,525 MT.

(iv) **Year of establishment:**

OIL INDIA LTD. was formed in 1961 as a joint venture with M/S. Burma Oil Company, UK and on 14th Oct. 1981, OIL became a fully owned Govt. of India Enterprise.

(v) **Date of last Environmental Statement submitted:** 24.09.2024.

PART - B
WATER AND RAW MATERIAL CONSUMPTION

(I) Water consumption m³/d:

S.No	Purpose	Water Consumption (m ³ / day)
1.	Process & Cooling	14469.04
2.	Domestic	15956.16
TOTAL		30425.20

Name of Products	Process water consumption per unit of product output	
	During F.Y. 2023-24	During F.Y. 2024-25
(1)	(2)	(3)
Hydrocarbon (Crude Oil, Natural Gas, LPG)	0.96 m ³ /MT (Approx.)	0.94 m ³ /MT (Approx.)

(II) Raw material consumption

*Name of raw materials	Name of products	Consumption of raw material per unit	
		During F.Y. 2023-24	During F.Y. 2024-25
No raw materials are used as Oil India Limited is engaged in Exploratory and Development drilling activities & production of Crude Oil and Natural Gas. However, chemicals such as Bentonite are used for preparation of Water based drilling mud.			

PART - C

POLLUTION DISCHARGED TO ENVIRONMENT/UNIT OF OUTPUT

(Parameter as specified in the consent issued)

Pollutants	Quantity of Pollutants Discharged (mass/day)	Concentrations of pollutants in discharges (mass/volume)	Percentage of variation from prescribed standards with reasons
(a) Water	NIL. There is no discharge of pollutants from drilling locations and Production Installations. • Wastewater generated from drilling locations is treated in Effluent Treatment Plant (ETP) and reused	• Quality of ETP treated water from the drilling locations is analyzed frequently. (Test report is enclosed as Annexure - 1). • Quality of Formation	No variation is observed. All parameters of treated effluent and Formation water are within the permissible limits.

	<p>back in the drilling operation.</p> <ul style="list-style-type: none"> The formation water generated after separation from crude oil and treatment is pumped back to the underground formation (depth greater than 1600 m) through formation water disposal wells. 	<p>water is analyzed frequently (Test report enclosed as Annexure- II)</p>	
(b) Air	<p>No major air pollutants are emitted from Oil & Gas exploratory and development drilling and production activities except Stack Gas emissions at drilling locations and Production Installations & Flaring at Oil Collecting Stations.</p>	<p>Stack Gas and Ambient Air Quality (AAQ) monitoring is carried out frequently at drilling locations and Production Installations (Test reports enclosed as Annexure- III)</p>	<p>No variation is observed.</p> <p>All parameters of Stack Gas emissions and Ambient Air are within the permissible limits.</p>

PART - D
HAZARDOUS WASTES

(As specified under Hazardous and Other Wastes (Management and Transboundary Movement) Rules, 2016)

Hazardous Wastes	Category of Hazardous Waste as per Schedule - I of HW Rules, 2016	Total Quantity generated	
		During F.Y. 2023-24	During F.Y. 2024-25
a) From process	S.No. 2.2 Sludge containing Oil	3541.99 MT	3849.99MT
	S.No. 5.1 Used or Spent Oil	55 KL	50 KL
	S.No. 33.1 Empty barrels/containers/liners contaminated with hazardous chemicals/wastes	11150 Nos.	13000 Nos.

	S.No. 33.2 Contaminated cotton rags or other cleaning materials	5.58 MT	9.40 MT
b) From pollution control facilities	S.No. 33.5 Chemical sludge from waste water treatment	98.44 KL	197.46 KL

PART - E
SOLID WASTES

Solid Wastes	Total Quantity	
	During F.Y. 2023-24	During F.Y. 2024-25
(a) From process		
Drill Cuttings	15,200 m ³ (Approx.)	13200 m ³ (Approx.)
(b) From pollution control facilities	NIL	
(c)		
(1) Quantity recycled or re-utilized within the unit.	N/A	
(2) Sold	N/A	
(3) Disposed	N/A	

PART - F

PLEASE SPECIFY THE CHARACTERIZATION (IN TERMS OF COMPOSITION AND QUANTUM) OF HAZARDOUS AS WELL AS SOLID WASTES AND INDICATE DISPOSAL PRACTICE ADOPTED FOR BOTH THESE CATEGORIES OF WASTES.

(I) Hazardous Wastes:

Name of the Hazardous Waste	Quantity generated during F.Y. 2024-25	Disposal Practices
a) Sludge containing Oil	3849.99MT	Sent to Sludge Processing Plant for oil recovery followed by Bioremediation

b) Used or Spent Oil	50 KL	Stored in barrels under covered shed and sold to authorized recyclers through auction
c) Empty barrels/containers/liners contaminated with hazardous chemicals/wastes	13000 Nos.	Sold to authorized recyclers through auction
d) Contaminated cotton rags or other cleaning materials	9.40 MT	Bioremediation
e) Chemical sludge from waste water treatment	197.46 KL	Disposed in HDPE lined pits

(I) Solid Wastes:

Name of the Solid Waste	Quantity generated during F.Y. 2024-25	Disposal Practices
a) Drill Cuttings	13,200 m ³ (Approx.)	Disposed in HDPE lined pits

PART – G

IMPACT OF THE POLLUTION ABATEMENT MEASURES TAKEN ON CONSERVATION OF NATURAL RESOURCES AND ON THE COST OF PRODUCTION

- Acoustic enclosures have been provided around all gensets to reduce noise levels.
- Recovery of drilling mud from drill cuttings by using a combination of Vertical Cutting Dryer (VCD) and a high-performance centrifuge.
- Wastewater generated from drilling locations is collected in HDPE lined pits, treated in Effluent Treatment Plant (ETP) with Reverse Osmosis unit and the treated effluent is reused back in the drilling operation.
- Formation water generated from Production Installations is treated in Effluent Treatment Plant (ETP) before disposal in the abandoned/ water disposal wells.
- Processing of oily sludge for recovery of Crude oil and further treatment of sludge through Bioremediation.
- Construction of central concrete pit for disposal of waste mud.
- Treatment of Biomedical waste through incinerator.

PART - H

ADDITIONAL MEASURES / INVESTMENT PROPOSAL FOR ENVIRONMENTAL PROTECTION, ABATEMENT OF POLLUTION, PREVENTION OF POLLUTION

- Municipal Solid waste treatment plant has been setup for treatment of municipal and solid waste generated at Duliajan Township.
- RCC concrete pit has been constructed for the environmental sound disposal of leftover drilling fluid.
- MoU signed with the Digboi Forest Division, Assam, to carry out afforestation on 100 hectares of degraded forestland.
- Memorandum of Understanding (MoU) in progress with upcoming TSDF facility by Mumbai waste management limited for disposal of hazardous waste generated by our installations and drilling sites.

PART - I

ANY OTHER PARTICULARS FOR IMPROVING THE QUALITY OF THE ENVIRONMENT.

- Zero Routine Flare: Construction of pipelines and installation of Booster compressors led to 59% reduction in flare compared to previous year.
- Replacement of conventional energy intensive equipment (LED lights, BLDC fans etc.) with energy efficient equipment.
- Dynamic Gas Blending (DGB) retrofit kits have been installed on drilling rig engines, enabling them to operate on 100% diesel or a diesel- natural gas mix with up to 70% natural gas substitution. This system reduces environment impact by using flared gas as fuel, effectively substituting diesel and promoting cleaner energy use.

Government of India
Ministry of Jal Shakti
Department of Water Resources, River Development & Ganga Rejuvenation
Central Ground Water Authority

PUBLIC NOTICE No. 11/2023

New Delhi, Dated 1st August, 2023

(In supersession of the Public Notice no. 06/2023 dated 11.05.2023 regarding
“Exemption to obtain NOC for ground water well drilling used for scientific study by
Government Organisation/Institute”)

Sub: Exemption to obtain NOC for ground water well drilling used for scientific study by Government Organisation/Institute – reg.

Whereas the Central Government constituted the Central Ground Water Authority (hereinafter referred to as the Authority) vide notification Number S.O. 38(E), dated 14th January, 1997, followed by notification number S.O. 1124(E) dated 6th November, 2000 and S.O. 1121 (E) dated 13th May, 2010 of the Government of India in the Ministry of Environment & Forests, for the purposes of regulation and control of ground water development and management in the whole of India and to issue necessary regulatory directions.

And whereas, the Ministry of Jal Shakti has issued ‘Guidelines to control and regulate ground water extraction in India’ vide notification number S.O. 3289(E) dated 24th September, 2020, notified by Department of Water Resources, River Development and Ganga Rejuvenation, Ministry of Jal Shakti.

And whereas an Amendment Notification dated 29.03.2023 has been further issued by Ministry of Jal Shakti, published in the Gazette of India, Extraordinary, Part II, section 3, sub-section (ii), vide Notification number S.O. 1509 (E).

This is to bring to the notice that:-

- Government organizations/Institutes dealing in ground water well drilling, such as drilling of Exploratory well, Piezometer, Observation Well, Pilot well etc. for scientific studies and exploration activities, **and such PSUs like ONGC, Oil India Ltd. etc. involved in research and exploration activities requiring site-specific temporary borewells**, shall remain exempted from seeking of No Objection Certificate for Ground Water extraction for the period of scientific studies, from Central Ground Water Authority.
- However, such Government organizations/Institutes shall be required to submit details of the drilling to the concerned Regional Office of CGWB.
- In case, another agency uses the well for ground water extraction, after the completion of scientific studies and exploration activities, the same shall be required to obtain No Objection Certificate from CGWA as per the due process.

Member Secretary
CGWA



Common Environment Management Plan for Onshore Oil & Gas
Drilling Activity



Contents

S.No	Content
1.0	INTRODUCTION
2.0	Environmental Management Plan
3.0	IMPACT ASSESSMENT
	4.1 Air Quality
	4.2 Noise Quality
	4.3 Soil Quality
	4.4 Water Quality and Hydrogeology
	4.5 Biological Environment
	4.6 Socio-Economic Environment
	4.7 Impact on Community Health & Safety
4.0	DETAIL ENVIRONMENTAL MANAGEMENT PLAN
	5.1 Air Quality Management Plan
	5.2 Noise Management Plan
	5.3 Soil Quality Management Plan
	5.4 Surface Water Quality Management Plan
	5.5 Ground Water Quality Management Plan
	5.6 Waste Management Plan
	5.7 Wildlife Management Plan
	5.8 Road Safety & Traffic Management Plan
	5.9 Occupation Health & Safety Management Plan
	5.10 Management of Social issues and concerns
	5.11 Emergency Response Plan
5.0	Environment Management Matrix
6.0	Summary and Conclusion

1.0 INTRODUCTION:

OIL INDIA LIMITED (OIL), a Government of India Maharatna Enterprise, is currently engaged in carrying out hydrocarbon exploration and production activities mostly in its operational areas in Upper Assam, Arunachal Pradesh and Mizoram in the North Eastern part of India. OIL is also undertaking hydrocarbon exploration activities in few Indian states and few overseas countries. Oil India Limited was incorporated on 18th February 1959 to expand and develop the newly discovered oil fields of Naharkatia and Moran in the Indian North East. In 1961, it became a joint venture company between the Indian Government and Burmah Oil Company Limited, UK. In 1981, OIL became a wholly owned Government of India enterprise. Today, OIL is a premier Indian National Oil Company engaged in the business of exploration, development and production of crude oil and natural gas, transportation of crude oil and production of LPG.

Govt. of India and Assam has awarded Petroleum Mining Leases (PML) to OIL for exploration and development of oil & gas at Dibrugarh, Chabua, Tinsukia, Hugrujan, Naharkatiya Extn, Dholiya and Dumduma areas including the adjoining areas in Dibrugarh, Tinsukia and Sibsagar Districts.

2.0 Environmental Management Plan

This Environmental Management Plan and Monitoring Framework is a site-specific document for the drilling activities that have been developed to ensure that OIL can implement the project in an environmentally conscious manner and where all contractors, understand the potential environmental risks arising out of the proposed project and take appropriate actions to properly manage such risk.

This EMP will be an overview document that will guide environmental management of all aspects of OIL's activities i.e. construction and operation of drilling wells. This EMP will be backed up by more specific Environmental Action Plans, Procedures and Bridging Documents.

The EMP describes the actions to be adopted in terms of:

- National Policies and Regulations;
- Best Practices and guides; and
- Local Environmental and Social Sensitivities.

The Environment Policy of OIL is presented below.



3.0 IMPACT ASSESSMENT

The potential impacts arising due to the construction and operation of the drilling activities are given below:

3.1 Air Quality: The operation of DG/GG sets, movement of vehicles and machineries during construction and drilling at drill sites will result in the generation of air pollutants viz. PM, NO_x and SO_x that may affect the ambient air quality temporarily. Air pollutants like particulate matter, hydrocarbons and NO_x will also be generated during drilling operations.

3.2 Noise Quality: Operation of heavy machinery/equipments and vehicular movement during site preparatory and road strengthening/construction activities may result in the generation of increased noise levels. Operational phase noise impacts are anticipated from the running of drilling rig and ancillary equipment viz. shale shakers, mud pumps and diesel generators, gas generators.

3.3 Soil Quality: Stripping of top soil will affect the soil fertility of the well sites temporarily. Potential adverse impacts on soil quality may also result from improper storage and handling of fuel, lubricants, drilling mud and drill cuttings.

3.4 Water Quality and Hydrogeology: All wastewater discharged from the drilling operations will be treated in the ETP and discharges will conform to CPCB standards. As the volume of water to be discharged is small, it is anticipated to cause minor increase in pollution load for specific parameters in receiving water bodies. Uncontrolled surface runoff from the drill sites may compose of waste fluids or storm water mixed with oil and grease and may pollute the surface water quality. However, the surface runoff will be treated with sedimentation tank and oil water separator at site.

3.5 Biological Environment:

The existing vegetation at the proposed drill sites, approach roads and RoU of the pipeline will be felled for site development. Noise generated from drilling operations and vehicular movement within the drill sites and approach roads may affect the reptiles, birds and mammals adversely and may result in their moving away from the project area for a temporary period. OIL will obtain Forest Clearance from MoEF&CC for drilling within the forestlands; all the conditions mentioned in the forest clearance would be complied. Surface runoff from the drill sites contaminated with sediment, may reach surface water channels and increase the suspended solids load of the channel water. Increase of suspended solid will increase the turbidity of river water that ultimately will adversely affect the DO level in the water. The turbid water and lower DO may affect the primary productivity of the impacted areas of the rivers. The process effluent will be adequately treated in the ETP to meet the industrial effluent discharge standards. The discharge of treated effluent is not expected to cause perceptible changes in the water quality of the receiving stream.

3.6 Socio-Economic Environment: Approximately 3 ha. land would be required for each well. Land will be purchased from local communities however; no physical displacement during land procurement is anticipated. Additionally, land will also be procured for construction of 100-200 m approach road to the drill site from existing roads. Anticipated number of families directly impacted would be limited to 2-5 nos. for each of the drill sites. The dependency of the landowner in case of generation of livelihood is limited as the land is classified as monocropped agricultural land.

OIL/its contractors would endeavour to provide maximum employment to the local people; however, certain percentage of semi-skilled and highly skilled migrant labour would be used by contractors for manning technical activities. It is anticipated that occasional conflicts would arise with the local community over the recruitment of migrant workers. Discomfort due to dust and noise to adjoining communities, influx of people are likely to occur.

The construction phase of the project is likely to generate both direct and indirect opportunities for employment. The estimated direct employment would be approximately 50 unskilled workers during the peak construction phase that will primarily be sourced from nearby areas. Indirect employment would be primarily in the supply chain as vendors, which are anticipated to be set up to support the construction.

3.7 Impact on Community Health & Safety: Community health and safety of inhabitants residing close to the proposed well sites stand to get affected from frequent heavy vehicular movements along village access roads and due to noise from drilling rig operations, movement of heavy vehicles during construction etc.

4.0 DETAIL ENVIRONMENTAL MANAGEMENT PLAN

4.1 Air Quality Management Plan

- Vehicles delivering raw materials like fine aggregates will be covered to prevent fugitive emissions.
- Sprinkling of water on earthworks, material haulage and transportation routes on a regular basis during construction and decommissioning phase of the wells.
- Flare stacks of adequate height would be provided.
- DG/GG set stacks would have adequate height, as per statutory requirements, to be able to adequately disperse exhaust gases
- Periodic monitoring of DG/GG set stack emission will be carried out in accordance with the Environmental Monitoring Plan to assess compliance with CPCB DG set exhaust standards.

4.2 Noise Management Plan

- Selection and use of low noise generating equipment with in-built engineering controls viz. mufflers, silencers, etc.
- All DG/GG sets would be provided with acoustic enclosures.
- Appropriate PPEs (e.g. ear plugs) will be used for by workers while working near high noise generating equipment.
- All vehicles utilized in transportation of raw materials and personnel will have valid Pollution under Control Certificates (PUC).
- All high noise generating equipment will be identified and subjected to periodic preventive maintenance.
- No night time operation of vehicles and construction activities will be undertaken.

4.3 Soil Quality Management Plan

- Drip trays to be used during vehicular/equipment maintenance and during re-fuelling operations.
- Spill kits will be made available at all fuel and lubricant storage areas. All spills/leaks contained, reported and cleaned up immediately.
- Dedicated paved storage area will be identified for the drilling chemicals, fuel, lubricants and oils within the drill sites.
- 1.5 mm HDPE lined pits will be considered for the disposal of unusable drilling mud cuttings and drilling wastewater etc.

4.4 Surface Water Quality Management Plan

- Levelling and grading operations will be undertaken with minimal disturbance to the existing site contours thereby maintaining the general slope and topographical profile of the site.
- During site preparation and construction, surface water run-off will be channelized through appropriately designed drainage system.
- Sediment filters and oil-water separators will be installed to intercept run-off and remove sediment before it enters water courses.
- Domestic wastewater generated from drill sites will be treated through septic tank and soak pit system and then discharged.
- Process wastewater would be treated in Effluent Treatment Plant (ETP) at drill sites.

4.5 Ground Water Quality Management Plan

- Water based mud would be used as a drilling fluid for the proposed project.
- Eco-friendly synthetic based mud if required for deeper sections, will be used after providing intimation to the Pollution Control Board;
- The drill cutting along with spent mud will be stored in HDPE lined pit.

4.6 Waste Management Plan

- Use of low toxicity chemicals for the preparation of drilling fluid.
- Management of drill cuttings, waste drilling mud, waste oil and domestic waste, wastewater in accordance with Standards for Emission or Discharge of Environmental Pollutants from Oil Drilling and Gas Extraction Industry of CPCB as modified in 2005.
- The hazardous waste (waste and used oil) will be managed in accordance with Hazardous Waste (Management, Handling & Transboundary Movement) Rules, 2016.
- The kitchen waste will be disposed in nearest municipal/village dumping site on a daily basis through approved waste handling contractors.
- The sewage generated will be treated through septic tank and soak pit system.
- Used batteries will be recycled through the vendors supplying lead acid batteries as required under the Batteries (Management & Handling) Rules, 2001.
- The drilling cuttings pit will be bunded and kept covered using tarpaulin sheets during monsoon.

4.7 Wildlife Management Plan

- Movement of heavy vehicles will be restricted at night time, especially if access roads pass through forest areas, as most of the mammals movement occurs during night;
- Noise levels at the drill sites will be controlled through selection of low noise generating equipment and installation of sufficient engineering controls viz. mufflers, silencers etc.
- No temporary electric supply connection line from the grid will be laid for the proposed project activity. All electric requirements will be supplied from the internal DG sets.
- OIL will have to take Forest Clearance from MoEFCC for development of drill sites, access roads and laying of pipeline within forest areas.

4.8 Road Safety & Traffic Management Plan

- The condition of roads and bridges identified for movement of vehicles and drilling rig will be assessed and if required strengthened by OIL to ensure their safe movement.
- Precautions will be taken by the contractor to avoid damage to the public access routes including highways during vehicular movement.
- Traffic flows will be scheduled wherever practicable during period of increased commuter movement.

4.9 Occupation Health & Safety Management Plan

- All machines to be used in the construction will conform to the relevant Indian Standards (IS) codes, will be kept in good working order, will be regularly inspected and properly maintained as per IS provisions and to the satisfaction of the site Engineer.
- Hazardous and risky areas, installations, materials, safety measures, emergency exits, etc. shall be appropriately marked.

4.10 Management of Social issues and concerns

- People from adjoining areas especially given job preference through local contractors according to the skill sets possessed.
- Prior to the commencement of the proposed activity, a consultation program will be conducted by OIL with the target groups and local authorities. The primary objective of such consultation will be to share with the concerned villagers/stakeholders the objective of the proposed project associated impacts and their mitigation.
- OIL will give more emphasis and priority on periphery development, development of health facilities and provision for drinking water facility as per Corporate Social Responsibility (CSR) Plan.
- The drill sites would be fenced and gates would be constructed so that the children are refrained from straying into the site.

4.11 Emergency Response Plan

- Drilling rig and related equipment to be used for drilling will be conformed to international standards specified for such equipment.
- Blow-out preventers and related well control equipment shall be installed, operated, maintained and tested generally in accordance with internationally recognized standards.
- Appropriate gas and leak detection system will be made available at each of the drill sites.
- Adequate fire-fighting equipment shall be provided at each drilling site.

The environmental mitigation measures and plans are presented in form of a matrix according to the sequential flow of activities in the project life cycle. The matrix focuses on strategies to be adopted for safe guard of the environment from possible impacts resulting out of the project activities. The strategies have further been detailed out as management procedures and programmes in subsequent sections.

The EMP helps establish the linkage between the activities environmental impacts and mitigation measures and presents the monitoring framework i.e. the Environmental Performance Indicator (EPI) No. as well as the Environmental Quality Indicator (EQI).

5.0 Environment Management Matrix

S No	Activity	Ref	Aspect	Impact	Mitigation Measures	Monitoring	Timing/ Frequency	Responsible Party	Related Plans
1.	Physical Presence of drill site, rig and other machinery.	1.1	Change in visual characteristics of the area due to installation of drilling setup	Temporary change in landscape	On completion of works (in phases) all temporary structures, surplus materials and wastes will be completely removed. Only structure required for safety purposes would be retained on the bare drill site.	Site Inspection	Construction &Drilling	OIL/Contractor	Waste Management Plan
		1.2	Increase of illumination at night time due to installation of drilling setup	Temporary disturbance of the nearby villagers	Appropriate shading of lights to prevent scattering	Grievance records/ Consultation with Villagers	Construction &Drilling	OIL/Contractor	Management of social issues & concerns
		1.3	Influx of man power & immigrant labour force to nearby villages	Possibility Cultural and behavioural conflict	Preference used of local labour forces to the extent possible	Grievance records	Construction &Drilling	OIL/Contractor	Management of social issues & concerns
2.	Storage & Handling of Materials & Spoils	2.1	Emission of fugitive dust from loading & unloading operation	Temporary impact on air quality especially SPM	All loading and unloading activities to be carried out as close as possible to the storage facilities.	Site Inspection	Construction &Drilling	OIL/Contractor	Air Quality Management
		2.2	Accidental spillage of oil & chemicals	Potential contamination surface water body resulting impact on aquatic ecosystem	All spills to be reported and contained to prevent entry of spilled chemicals/fuels to any surface water body or drainage channel	Records of spills/Community Grievances	Construction &Drilling	OIL/Contractor	Surface water quality management plan, Wildlife Management Plan
				Potential impact on soil quality	All spills to be reported and remedial measures to be taken for clean-up of the spill.	Records of Spills/Site Inspection	Construction &Drilling	OIL/Contractor	Spill management plan

S No	Activity	Ref	Aspect	Impact	Mitigation Measures	Monitoring	Timing/ Frequency	Responsible Party	Related Plans
3.	Transport of Materials, Spoils and Machinery	3.1	Emission of gaseous pollutants from vehicle during transportation of materials, spoils and machinery	Temporary deterioration on air quality along transport route	<p>All diesel-powered equipment will be regularly maintained and idling time reduced to minimise emissions;</p> <p>Vehicle / equipment air emissions will be controlled by good practice procedures (such as turning off equipment when not in use);</p> <p>Vehicle / equipment exhausts observed emitting significant black smoke in their exhausts will be serviced/ replaced</p>	Records and Site Inspection	Construction & Drilling	OIL/Contractor	Air Quality Management plan
		3.2	Noise emission during transport of materials, spoils and machinery	Temporary deterioration in ambient noise along the transportation route	<p>Undertake preventive maintenance of vehicles and machinery to reduce noise levels.</p> <p>Restriction on unnecessary use of horns by trucks and vehicle in settlement area</p>	Site Inspection/Records of repairs	Construction & Drilling	OIL/Contractor	Noise Quality Management Plan
4.	Operation & maintenance of rig and associated machinery.	4.1	Emission of air pollutant from DG/GG sets	Temporary impact on air quality due to increase in concentration of gaseous pollutants e.g. NOx, HC	Preventive maintenance of DG sets to be undertaken as per manufacturers schedule	Site Inspection/Records of repairs	Drilling	OIL/Contractor	Air Quality Management plan
		4.2	Emission of Noise from DG/GG sets	Temporary increase of ambient as well as	All workers working near high noise generating equipment to be provided	Recording of Noise	Drilling	OIL/Contractor	Noise Quality Management Plan and

S No	Activity	Ref	Aspect	Impact	Mitigation Measures	Monitoring	Timing/ Frequency	Responsible Party	Related Plans
				work place noise level	<p>with Personal Protective equipment</p> <p>Preventive maintenance of machinery to be undertaken as per manufacturers schedule</p> <p>Install sufficient engineering control (mufflers) to reduce noise level at source</p>				Occupational Health & Safety Management Plan
		4.3	Emission of noise from operation of the rig	Temporary increase of ambient as well a work place noise level	<p>All workers working near high noise generating equipment to be provided with Personal Protective equipment</p> <p>Preventive maintenance of machinery to be undertaken as per manufacturers schedule</p>	Site Inspection	Drilling of Wells	OIL/Contractor	Noise Quality Management Plan and Occupational Health & Safety Management Plan
		4.4	Abstraction of ground water for project usage	Depletion of ground water resources	Optimize use of water during drilling operations	Record Keeping and Auditing	Construction & Drilling	OIL/Contractor	None
		4.5	Noise from mud pump during preparation of drilling mud	Temporary increase of ambient & work place noise level	Preventive maintenance of machinery to be undertaken as per manufacturers schedule	Recording of Noise	Drilling of Wells	OIL/Contractor	Noise Quality Management Plan and Occupational Health & Safety Management

S No	Activity	Ref	Aspect	Impact	Mitigation Measures	Monitoring	Timing/ Frequency	Responsible Party	Related Plans
					All workers working near high noise generating equipment to be provided with Personal Protective equipment				Plan
		4.6	Accidental spillage of chemicals during preparation drill mud	Contamination of soil resulting loss of soil living organism	Manage spills of contaminants on soil	Records of spills	Drilling of Wells	OIL/Contractor	Spill Management plan
		4.7	Accidental spillage of chemicals during preparation drill mud	Potential impact on surface water quality and aquatic ecosystem	All spill to be contained so that it does not reach any surface water body or drainage channels	Records of spills	Drilling of Wells	OIL/Contractor	Surface water quality management plan
5.	Operation & maintenance of Vehicles	5.1	Emission of Noise from vehicles	Temporary increase of noise level in areas abutting transport route	Preventive maintenance of vehicles to be undertaken as and when required	Maintenance Records	Construction &Drilling	OIL/Contractor	Noise quality management plan
		5.2	Emission of gaseous air pollutant from vehicles	Temporary deterioration air quality in areas abutting transport routes	Preventive maintenance of vehicles to be undertaken as and when required	Site Inspection/Records of repairs	Construction &Drilling	OIL/Contractor	Air quality management plan
		5.3	Spillage of fuels & lubricants from vehicles	Contamination of soil resulting loss of soil living organism	Adopt best practices e.g. use pumps and dispensing nozzle for transfer of fuel, use of drip trays. Etc.	Site Inspections/Audits	Construction &Drilling	OIL/Contractor	Spill Management plan
				Impact on surface water quality and	The drainage system on site to be provided with Sedimentation tank and Oil-	Site Inspection/Audits	Drilling	OIL/Contractor	Surface water quality management

S No	Activity	Ref	Aspect	Impact	Mitigation Measures	Monitoring	Timing/ Frequency	Responsible Party	Related Plans
				aquatic ecosystem	water Separator to prevent contamination especially oil and grease from being carried off by runoff.				plan and Spill Management plan
6.	Casing & cementing of well	6.1	Noise from machinery during preparation of cement slurry	Temporary increase of ambient noise level	Install sufficient engineering control on equipment and machineries (like mufflers in DG sets) to reduce noise and vibration emission levels at source, carry out proper maintenance and subject them to rigid noise and vibration control procedures.	Site Inspection	Drilling of Wells	OIL/Contractor	Noise quality management plan
		6.2	Loss of drilling mud and cement slurry during casing of well	Potential contamination of ground water aquifer	Proper engineering controls during cementing operation to prevent migration of drilling mud and cement slurry into ground water aquifer	Site Inspection	Drilling of Wells	OIL/Contractor	Ground water quality management plan
7.	Temporary storage, handling & disposal of process waste	7.1	Accidental spillage of process waste (unused cement slurry, return mud & drill cuttings) at the temporary storage site	Potential for contamination of soil and ground water	Proper engineering controls for the drilling and cementing operations;	Drilling and Decommissioning Phases	Drilling and Decommissioning Phases	OIL/Contractor	Ground water quality management plan
		7.2	Surface runoff from temporary storage site of drill cuttings & unused mud into surface water bodies	Impact on surface water quality and aquatic ecosystem	All Temporary waste storage area will have proper bunds to prevent any escape of contaminated runoff Ensure that any runoff from such temporary storage area	Site Inspection and Record keeping	Drilling and Decommissioning Phases	OIL/Contractor	Surface water quality management plan and Spill Management plan

S No	Activity	Ref	Aspect	Impact	Mitigation Measures	Monitoring	Timing/ Frequency	Responsible Party	Related Plans
					are channelized into ETP				
		7.3	Accidental leakage/spillage of oils and lubricants and fuel from temporary storages	Contamination of soil resulting in loss of soil living organism	Dispose process waste and domestic waste as per regulation/ best practices Dispose debris and waste in designated areas and as per plan to prevent degradation of land	Site Inspection	Construction &Drilling	OIL/Contractor	Waste Management Plan and Spill Management plan
		7.4	Accidental leakage/spillage of oils and lubricants from temporary storages	Contamination of surface water resulting in deterioration of surface water quality and adverse impact on aquatic ecosystem	All chemical and fuel storage areas will have proper bunds so that contaminated run-off cannot escape into the storm-water drainage system. The waste pits (waste water and drill cuttings) will be bounded and covered by tarpaulin sheet to prevent mixing of runoff water with waste water and leachate from waste pit and also reduce the volume of waste water.	Site Inspection	Construction &Drilling	OIL/Contractor	Waste Management Plan and Spill Management plan
		7.5	Disposal/spillage of spent oils & lubricants into environmental media	Contamination of soil resulting loss of soil living organism Contamination of surface water resulting deterioration of surface water quality and aquatic	Ensure recycling of spent oil & lubricant through authorized dealer	Site Inspection	Construction &Drilling	OIL/Contractor	Waste Management Plan and Spill Management plan

S No	Activity	Ref	Aspect	Impact	Mitigation Measures	Monitoring	Timing/ Frequency	Responsible Party	Related Plans
				ecosystem					
		7.6	Disposal of used battery & spent filters in environmental media	Potential for contamination of soil, ground water and surface water body	Ensure recycling of waste through authorized waste recycler	Site Inspection and Record Keeping	Construction & Drilling	OIL/Contractor	Waste Management Plan and Spill Management plan
		7.7	Offsite disposal of metallic, packing, scrap	Localized visual impacts		Site Inspection and Record Keeping	Construction & Drilling	OIL/Contractor	Waste Management Plan
8.	Testing & Flaring of natural gas	8.1	Emission of air pollutants from flare stack at drill site .	Temporary localized deterioration air quality (NOx, HC)	Proper engineering controls to ensure complete combustion of gas Location of Flare stack to be chosen considering the sensitive receptors adjoining the site	Engineering Designs /Site inspections	Construction & Drilling	OIL S& E Team and Drilling team	Waste Management Plan
9.	Storage of materials (equipment, chemicals, fuel)	9.1	Accidental spillage during storage and handling of materials	Potential for contamination of soil & ground water	Impervious storage area, especially for fuel & lubricant, chemical, hazardous waste, etc.	Site Inspection	Construction & Drilling	OIL/Contractor	Spill Management plan
				Safety concerns for workers involved in handling of hazardous materials	Personal protective equipment to be provided to workers involving in handling of hazardous materials	Site Inspection	Construction & Drilling	OIL/Contractor	Health and Safety Plan

S No	Activity	Ref	Aspect	Impact	Mitigation Measures	Monitoring	Timing/ Frequency	Responsible Party	Related Plans
10.	Technical Emergencies	10.1	Probability of accidental leakage of gas/ liquid hydro-carbons due to failure of safety devices	Potential adverse impact on personnel, environment & assets	<p>Proper engineering controls to prevent leakage of sour gases</p> <p>Obtain an early warning of emergency conditions so as to prevent a negative impact on personnel, the environment, and assets</p> <p>Safeguard personnel to prevent injuries or loss of life by either protecting personnel from the hazard and/or evacuating them from the facilities</p> <p>Minimize the impact of such an event on the environment and the facilities by mitigating the potential for escalation and, where possible, containing the release</p> <p>Develop evacuation procedures to handle emergency situations.</p>	Site Inspection	Drilling	OIL/Contractor	Emergency Response Plan
11.	Dismantling of rig & associated machineries	11.1	Emission of noise during dismantling of rig	Temporary deterioration of ambient noise quality resulting in discomfort	All noise generating activities will be restricted during day time	Site Inspection	Well Decommissioning Phase	OIL/Contractor	Noise quality management plan
		11.2	Generation of waste during dismantling of rig	Temporary visual impacts	Storage of waste in designated areas only recyclable waste should be recycled through authorized	Site Inspection	Well Decommissioning Phase	OIL/Contractor	Waste Management Plan

S No	Activity	Ref	Aspect	Impact	Mitigation Measures	Monitoring	Timing/ Frequency	Responsible Party	Related Plans
					water recycler				
		11.3	Disposal/spillage of spent oils & lubricants into environmental media	Contamination of soil resulting loss of soil living organism Contamination of surface water resulting deterioration of surface water quality and aquatic ecosystem	Manage spills of contaminants on soil	Site Inspection and Record keeping	Well Decommissioning Phase	OIL/Contractor	Waste Management Plan
12.	Transportation of drilling facilities	12.1	Emission of gaseous air pollutant during transportation of drilling facilities	Temporary localized deterioration of air quality due to emission gaseous pollutants	Vehicle / equipment air emissions will be controlled by good practice procedures (such as turning off equipment when not in use); and Vehicle / equipment exhausts observed emitting significant black smoke in their exhausts will be serviced/ replaced	Site Inspection and Record keeping	Well Decommissioning Phase	OIL/Contractor	Air quality management plan
		12.2	Fugitive emissions due to re-entrainment of dust during transport of drilling facilities	Temporary localized deterioration of air quality due to increase in SPM levels	Approach road to be sprinkled daily with water	Site Inspection	Well Decommissioning Phase	OIL/Contractor	Air quality management plan
		12.3	Emission of noise during transport of drilling facilities	Temporary deterioration of noise quality	Restrict all noise generating operations, except drilling, to daytime	Site Inspection	Well Decommissioning Phase	OIL/Contractor	Noise quality management plan

S No	Activity	Ref	Aspect	Impact	Mitigation Measures	Monitoring	Timing/ Frequency	Responsible Party	Related Plans
					Restriction on unnecessary use of horns by trucks and vehicle in settlement area				

6.0 Summary and Conclusion

The EMP has been made to assess the potential significant adverse environmental effects due to the proposed construction and drilling activities.

Mitigation measures have been proposed as part of EMP to minimize adverse environmental impacts, if any. Risk assessment includes Jet Fire and Vapour Cloud Explosion for blowout of wells. The existing Emergency Management Plan of OIL will be extended to this project, strengthened as necessary and implemented in the event of any emergency arising due to above mentioned risks.

The present impact assessment study indicates that the overall impact from the proposed project will be short to medium term, reversible, localised and are not expected to contribute significantly to the surrounding environment. Also, with the implementation of the pollution control and strengthen the existing environment management measures, these anticipated impacts due to proposed site preparation and drilling operation and decommissioning activities of the proposed project will be mitigated. Summary of impact significance without mitigation measures and with mitigation measures is presented at the table below.

Summary of Impact Significance without and with Mitigation Measures

Impact	Impact significance without mitigation measures	Impact significance with mitigation measures
Aesthetic & visual	Moderate	Minor
Land Use	Negligible	-
Soil Quality	Moderate	Minor
Air Quality	Moderate	Minor
Noise Quality	Major	Moderate
Road & Traffic	Moderate	Minor
Surface Water Quality	Moderate	Moderate
Ground water resource	Minor	Minor
Ground Water Quality	Moderate	Minor
Terrestrial Ecology	Negligible	-
	Minor	Minor
	Major	Moderate
Aquatic Ecology	Moderate	Moderate
Livelihood & Income generation	Moderate	Moderate
Conflict with local people	Moderate	Moderate
Benefit to Local Enterprises	Positive	-
Employment Generation	Positive	-
Occupational health & safety	Moderate	Minor
Community health & safety	Moderate	Minor

OIL will also ensure that the environmental performances of all the activities are monitored throughout execution of the project during site preparation, drilling and decommissioning phases. Monitoring will be carried out for ambient air quality, stack emission, noise quality, quality of treated effluents, surface and groundwater qualities, waste generated and disposed etc. and verified that they meet the prescribed standards. OIL will continue to report environmental performance and submit monitoring reports regularly to statutory authorities.

The effective management system coupled with monitoring of environmental components and efforts for continual improvements will result in satisfactory environmental performance of the proposed oil and gas drilling and development project.

THANKS YOU