

संदर्भ सं./Ref. No.: S&E/E/43C-1/1243

दिनांक/Date: 30.11.2024

From	:	Executive Director (HSE & ESG) - Officiating
To	:	Deputy Director General of Forests (Central), Sub Office, Guwahati (under Regional Office, Shillong), 4th Floor, Housefed Building, Rukminigaon, Guwahati-781022. (Email : iro.guwahati-mefcc@gov.in, iro.moefcc.ghy@gmail.com)
Subject	:	Submission of Half-yearly (April 2024 to September 2024) compliance reports of the conditions stipulated in the Environment Clearance (EC) granted to Oil India Limited.

Sir,

Reference to above subject, please find enclosed herewith the Half-yearly (April 2024 to September 2024) compliance reports of the conditions stipulated in the Environment Clearance (EC) granted to Oil India Limited. List of the EC are tabulated below:

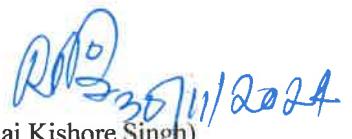
S.No	EC Identification No/File No.	Name of the EC proposal
1.	F. No. J-11011/413/2008-IA II (I) dated 24.01.2011	OCS Bhogpara.
2.	F. No. J-11011/1251/2007-IA II (I) dated 01.11.2011	Exploratory Drilling of 01 (One) well at Doomdooma-Pengry Area, District Tinsukia, Assam.
3.	F. No. J-11011/682/2008-IA II (I) dated 17.06.2013	Expansion of Gas field Development in Tengakhat-Naharkatia-Jorajan area and Doomdooma Pengry area, Assam by M/s Oil India Ltd.
4.	F. No. J-11011/116/2018-IA II (I) dated 07.01.2020	Onshore Oil & Gas Exploration & Development Drilling and Production in Ningru Oil & Gas Field in Districts Changlang and Namsai for Ningru PML Block (Arunachal Pradesh)
5.	F. No. J-11011/1260/2007-IA II (I) dated 09.04.2020	Onshore Oil & Gas Development Drilling and Production in Mechaki Area covering Mechaki, Mechaki Extension, Baghjan and Tinsukia Extension PMLs on District Tinsukia (Assam).
6.	F. No. J-11011/150/2016- IA II (I) dated 11.05.2020	Extension Drilling & Testing of Hydrocarbons at 7 (seven) Locations under Dibru-Saikhowa National Park Area, North-West of Baghjan PML, District Tinsukia, Assam.
7.	F. No. J-11011/1253/2007-IA II (I) dated 28.12.2020	Onshore Oil & Gas development drilling and production by M/S Oil India Ltd in Dibrugarh district under Dibrugarh, Chabua, Higrizan and Tinsukia PMLs. (Dibrugarh- Bhogpara)
8.	F. No. J-11011/375/2016-IA II (I) dated 28.12.2020	Onshore Oil & Gas Development Drilling and Production (179 wells and 9 Production Installations) in North Hapjan – Tinsukia –

		Dhola area under Tinsukia district, Assam.
9.	F. No. J-11011/35/2018-IA II (I) dated 26.02.2021	Onshore Oil & Gas development drilling and production by M/S Oil India Ltd. Located in Khagorijan Oil & Gas Field in Dibrugarh & Tinsukia District under Tinsukia PML, Tinsukia Extension PML and Chabua PML District: Dibrugarh, Assam
10.	F. No. J-11011/186/2016-IA II (I) dated 03.03.2021	Onshore Oil & Gas development drilling and production in Borhat-Titlagarh area, Dibrugarh, Sibsagar and Charaideo Districts under Sapkaint, Borhat, Moran Extension and Doomdooma PMLs.
11.	EC22A002AS110311 F. No. J-11011/156/2017-IA II (I) dated 28.11.2022	Oil & Gas development drilling and production (16 exploratory, 73 developmental drilling wells and 9 Production Installations) in Moran Area under Dibrugarh, Sibsagar and Charaideo districts, Assam.
12.	EC23A002AS125690 F. No. J-11011/1254/2007-IA II (I) dated 13.01.2023	Oil & Gas development drilling and production (68 developmental drilling wells and 9 Production Installations) in Khowang Shalmari Area under Dibrugarh, Sibsagar districts, Assam.
13.	EC23A002AS188131 F.No J-11011/1257/2007- IA II (I) dated 17.04.2023	Onshore Oil & Gas development drilling and production (167 wells and 7 production Installations) in Tengakhat-Kathaloni-Dikom (TKD) under Dibrugarh district, Assam.
14.	EC23A002AS198872 F. No. J-11011/388/2016-IA II (I) dated 31.07.2023	Onshore Oil & Gas development drilling (67 wells) in Jorajan Area under Dibrugarh, Charaideo and Tinsukia districts, Assam.
15.	EC23A002AS146942 F.No. J-11011/546/2017-IA(I) dated 20.09.2023	Onshore Oil & Gas development drilling and production (294 wells and 2 Production Installations) in Naharkatiya-Deohal-Bogapani-Nagajan (NDBN) area under Dibrugarh & Tinsukia districts, Assam.

This is for your kind information please.

Thanking you.

Yours faithfully,
For Oil India Limited


(Raj Kishore Singh)
ED (HSE & ESG) - Officiating
Nodal Officer (EC, FC, NBWL)
For Resident Chief Executive



HSE Department
Oil India Limited
Duliajan, Dibrugarh, 786602, Assam
Phone : 0374-2800542
Email: safety@oilindia.in

Encl: As above

Copy:

1. Director, Monitoring Cell, MoEF, Paryavaran Bhawan, CGO Complex, Lodhi Road, New Delhi-110003.
2. Zonal Office, Central Pollution Control Board, "TUM-SIR", Lower Motinagar, Near Fire Brigade Headquarter, Shillong-793014.
3. Chairman, Assam Pollution Control Board, Bamunimaidan, Guwahati-781021, Assam.
4. Chairman, Arunachal Pradesh State Pollution Control Board, Office of the Principal Chief and Secretary (E&F) Conservator of Forests, Govt. of Arunachal Pradesh, Itanagar-791111, Arunachal Pradesh.

- **Name of the Project:** Onshore Oil & Gas development drilling and production in Borhat-Titlagarh area, Dibrugarh, Sivasagar and Charaideo Districts under Sapkainath, Borhat, Moran Extension and Doomduma PMLs by M/s Oil India Limited.
- **Clearance L.No and date:** J-11011/186/2016-IA-II(I) Dated 3rd March, 2021.
- **Period of Compliance Report:** April 2024 to September 2024.

Sl. No.	Specific condition	Compliance status
1	The company shall comply with all the environmental protection measures and safeguards proposed in the documents submitted to the Ministry. All the recommendations made in the EIA/EMP in respect of environmental management, and risk mitigation measures relating to the project shall be implemented.	Complied All the environmental protection measures proposed in the EIA – EMP are being implemented.
2	No pipelines or its part shall be laid in the Forestland/ Protected Area without prior permission/approval from the Competent Authority.	Complied. No pipeline is laid in the Forest land/ National Park.
3	The project proponent will treat and reuse the treated water within the factory and no waste or treated water shall be discharged outside the premises. Mobile ETP along with RO plant shall be installed to treat the wastewater.	Complied. Zero Liquid Discharge is maintained at the drilling locations. Mobile ETP coupled with RO is installed to treat the wastewater.
4	During Production, storage and handling, the fugitive emission of methane, if any, shall be monitored using Infra-red camera/ appropriate technology.	Complied Portable Multi- gas detector & Explosimeter are used to detect fugitive emissions of Methane (if any).
5	The project proponent also to ensure trapping/storing of the CO ₂ generated, if any, during the process and handling.	Will be complied CO ₂ generated (if any) will be trapped/stored.
6	Approach road shall be made pucca to minimize generation of suspended dust.	Complied Approach road to the drilling locations and Production Installations are made pucca to minimize generation of suspended dust.
7	The project proponent shall take all arrangements for control of noise from the drilling activity. Acoustic enclosure shall be provided for the DG sets along with the	Complied Regular maintenance of equipment/ machinery is carried out to minimize

	adequate stack height as per CPCB guidelines.	noise generation. DG sets are provided with acoustic enclosures and adequate Stack Height as per CPCB guidelines.
8	Total fresh water requirement shall not exceed 39 m ³ / day will be met from groundwater. Prior permission shall be obtained from the concerned regulatory authority. Mobile ETP coupled with RO shall be installed to reuse the treated water in drilling system. Size of the waste shall be equal to the hole volume+ volume of drill cutting and volume of discarded mud if any. Two feet free board may be left to accommodate rain water. There shall be separate storm water channel and rain water shall not be allowed to mix with waste water. Alternatively, if possible pit less drilling be practiced instead of above.	<p>Complied</p> <p>Total freshwater consumption is within the permitted limit. Groundwater abstraction by Oil India Ltd for drilling activities are exempted from obtaining NOC from Central Ground Water Authority (CGWA) as per the Public Note dated 01.08.2023. Copy of the same is enclosed as Annexure – E.</p> <p>Mobile ETP coupled with RO is installed to treat effluent generated from drilling location. Storm water is not allowed to mix with wastewater. Test report of the ETP treated effluent from Loc. DJC is enclosed as Annexure – I.</p>
9	The company shall construct the garland drain to prevent runoff of any oil containing waste into the nearby water bodies. Separate drainage system shall be created for oil contaminated and non-oil contaminated.	<p>Complied</p> <p>Garland drains are constructed around the drilling location to prevent runoff any oil containing waste into the nearby water bodies. Separate drainage system is created for oil contaminated and non- oil contaminated.</p>
10	Drill cuttings separate from drilling fluid shall be adequately washed and disposed in HDPE lined pit. Waste mud shall be tested for hazardous contaminants and disposed according to HWMH Rules, 2016. No effluent/drilling mud shall be discharged/disposed off into nearby surface water bodies. The company shall comply with guidelines for disposal of solid waste, drill cutting and drilling fluids for onshore drilling operation notified vide GSR.546 (E) dated 30 th August, 2005.	<p>Complied</p> <p>Drill cuttings separated from drilling fluid are adequately washed and disposed in HDPE lined pit. No effluent/ drilling mud is discharged/disposed off into nearby surface water bodies. Test report of Mercury (Hg) and Cadmium (Cd) content in Barite used in the preparation of Drilling Fluid is enclosed as Annexure – II. Toxicity test report of waste drilling mud of</p>

		Loc. DJC is enclosed as Annexure – III.
11	Oil spillage prevention and mitigation scheme shall be prepared. In case of oil spillage/contamination, action plan shall be prepared to clean the site by adopting proven technology. The recyclable waste (oily sludge) and spent oil shall be disposed of to the authorized recyclers.	Complied In case of Oil spillage/contamination, action will be taken as per the Oil spill contingency plan prepared by OIL. Recyclable waste (oily sludge) and spent oil is sent to Pollution Control Board, Assam authorized recyclers.
12	The project proponent shall take necessary measures to prevent fire hazards, containing oil spill and soil remediation as needed. At fixed installations or plants use to ground flare shall be explored. At the place of ground flaring, the overhead flaring stack with knockout drums shall be installed to minimize gaseous emissions during operation.	Complied Fixed firefighting system is installed at drilling locations and in case of any oil spillage, necessary remediation actions will be taken as per the Oil Spill Contingency Plan.
13	The project proponent shall develop a contingency plan for H ₂ S release including all necessary aspects from evacuation to resumption of normal operations. The workers shall be provided with personal H ₂ S detectors in locations of high risk of exposure along with self-containing breathing apparatus.	Complied Contingency Plan for H ₂ S release is in place. OIL never encountered H ₂ S and no such evidence exists in our field of operation. However, multi-gas detector and Self Containing Breathing Apparatus (SCBA) will be kept available to meet the emergency situation, if any.
14	Blowout Preventer system shall be installed to prevent well blowouts during drilling operations.	Complied Blow Out Preventer (BOP) system is installed to prevent blowouts during drilling operations.
15	On completion of the project, necessary measures shall be taken for safe plugging of wells with secure enclosures to restore the drilling site to the original condition. The same shall be confirmed by the concerned regulatory authority from environment safety angle. In case of hydrocarbon not found economically viable, a full abandonment plan shall be implemented for the drilling site in accordance with the applicable DGH/ Indian Petroleum Regulations.	Will be complied On completion of the drilling activity, plugging of abandoned wells will be carried out as per the OIL's Well Abandonment, Site Restoration and Reclamation policy.

16	As per the Ministry's OM dated 30.09.2020 superseding the OM dated 01.05.2018 regarding the Corporate Environmental Responsibility, and as per the action plan proposed by the project proponent to address the socio-economic and environmental issue in the study area, the project proponent, as committed, shall provide education funds in technical training centers/ support in nearby village's schools, support in health care facilities, drinking water supply and funds for miscellaneous activates like solar street lights, battery, solar panel etc., in the nearby villages. The action plan shall be completed within in the project/site.	Being complied.
17	No lead acid batteries shall be utilized in the project/site.	Will be Complied No lead acid batteries are utilized at the drilling location.
18	Occupational health surveillance of the workers shall be carried out as per the prevailing Acts and Rules. All workers & employees shall be provided with required safety kits/mask for personal protection.	Complied Occupational Health Surveillance of workers engaged in drilling operation is being carried out on regular basis. All workers & employees engaged in drilling operation will be provided with Personal Protective Equipment (PPE).
19	Oil content in the drill cuttings shall be monitored and report & shall sent to the Ministry's Regional Office.	Complied. Test report of Oil content in the drill cuttings generated from Loc. DJC is enclosed as Annexure – IV .
20	The Project proponent shall prepare operating manual in respect of all activities, which would cover all Safety & Environment related issues and measures to be taken for protection. One set of environmental manual shall be made available at drilling site/ project site. Awareness shall be created at each level of the management. All the schedules and results of environmental monitoring shall be available at the project site office. Remote monitoring of site should be done.	Complied SOPs for all the operations covering safety and environment related issues are prepared. OIL has prepared Environmental manual which is made available at the drilling location. Copy of the same is enclosed Annexure – B . Also, all the environmental monitoring reports related to ambient air quality, Stack Gas monitoring, ETP effluent, Noise level are maintained at the drilling location.

Sl. No.	General condition	Compliance status
1	No further expansion or modifications in the plant, other than mentioned in the EIA Notification, 2006 and its amendments, shall be carried out without prior approval of Ministry of Environment, Forest and Climate Change/ SEIAA, as applicable. In case of deviations or alterations in the project proposal from those submitted to this Ministry for clearance, a fresh reference shall be made to the Ministry/SEIAA, as applicable, to assess the adequacy of conditions imposed and to add additional environmental protection measures required, if any.	Complied. No further expansion or modification other than mentioned in the EIA Notification, 2006 and its amendments, will be carried out without prior approval of the Ministry of Environment, Forest and Climate Change.
2	The energy source for lighting purpose shall be preferably LED based, or advanced having preference in energy conservation and environment betterment.	Complied. LED lights are utilized for lighting purpose in drilling locations
3	The overall noise levels in and around the plant area shall be kept well within the standards by providing noise control measures including acoustic hoods, silencers, enclosures etc. on all sources of noise generation. The ambient noise levels shall conform to the standards prescribed under the Environment (Protection) Act, 1986 Rules, 1989 Viz. 75 dBA (day time) and 70 dBA (Night time)	Complied. Noise level at the drilling locations is kept within the permissible limits by providing acoustic enclosures around the DG sets.
4	The company shall undertake all relevant measures for improving the socioeconomic conditions of the surrounding area. CER activities shall be undertaken by involving local villages and administration and shall be implemented. The company shall undertake eco-developmental measures including community welfare measures in the project area for the overall improvement of the environment.	Being complied.
5	The company shall earmark sufficient funds towards capital cost and recurring cost per annum to implement the conditions stipulated by the Ministry of Environment, Forest and	Complied

	Climate Change as well as the State Government along with the implementation schedule for all the conditions stipulated herein. The funds so earmarked for environment management/ pollution control measures shall not be diverted for any other purpose.	
6	A copy of the clearance letter shall be sent by the project proponent to concerned Panchayat, Zilla Parishad/ Municipal Corporation, Urban local body and the local NGO, if any, from whom suggestions/ representations, if any, were received while processing the proposal.	Complied
7	The project proponent shall also submit six monthly reports on the status of compliance of the stipulated Environmental Clearance conditions including results of monitored data (both in hard copies as well as by e-mail) to the respective Regional Office of MoEF&CC, the respective Zonal Office of CPCB and SPCB. A copy of Environmental Clearance and six monthly compliance status reports shall be posted on the website of the company.	Complied EC compliance report for the period October 2023 to March 2024 was submitted to Sub-Office (MoEF&CC), Guwahati, Zonal Office CPCB, Shillong and Chairman - Pollution Control Board Assam vide L.No. S&E/E/43C-1/588 dated 28.05.2024. Also, copy of the EC and Six-monthly compliance report are uploaded to OIL website under the links https://www.oil-india.com/environmental-compliance-grants & https://www.oil-india.com/environmental-compliance-reports respectively.
8	The environmental statement for each financial year ending 31 st March in Form-V as is mandated shall be submitted to the concerned State Pollution Control Board as prescribed under the Environment (Protection) Rules, 1986, as amended subsequently, shall also be put on the website of the company along with the status of compliance of environmental clearance conditions and shall also be sent to the respective Regional Offices of MoEF&CC by e-mail.	Complied. Environment Statement (Form – V) for the F.Y. 2023-24 was submitted to Pollution Control Board, Assam vide No. S&E/E/21(B)/1013 dated 24.09.2024. Copy of the same is enclosed as Annexure – C .
9	The project proponent shall inform the public that the project has been accorded environmental clearance by the Ministry and copies of the clearance letter are available with the SPCB/ Committee and may also be seen at Website of the Ministry and at https://parivesh.nic.in/ . This shall be advertised within seven days from the date of	Complied Advertisement regarding the issuance of the Environment Clearance was published in two newspapers i.e., Dainik Janambhumi and The Assam Tribune dated 06.03.2021. Copies of

	issue of the clearance letter, at least in two local newspapers that are widely circulated in the region of which one shall be in the vernacular language of the locality concerned and a copy of the same shall be forwarded to the concerned Regional Office of the Ministry.	the same are enclosed as Annexure – V.
10	The project authorities shall inform the Regional Office as well as the Ministry, the date of financial closure and final approval of the project by the concerned authorities and the date of start of the project.	Will be complied.
11	This Environmental clearance is granted subject to final outcome of Hon'ble Supreme Court of India, Hon'ble High Court, Hon'ble NGT any other Court of Law, if any, as may be applicable to this project.	Agreed.



গ্ৰীণটেক এনভাইৰনমেন্টল ইঞ্জিনিয়াৰ এণ্ড কন্সালটেন্টছ GREEN TECH ENVIRONMENTAL ENGINEER & CONSULTANTS

House No-11, Champaknagar, Narayan Path, Bhetapara, Guwahati-781028, www.greentecheec.in
Telefax -0361 3501950 Mobile: 9435046677, 9954089052, E-mail: green_pranjal@hotmail.com, info@greentecheec.in



TC-5991

Format No.: GEEC/FM/50

TEST REPORT



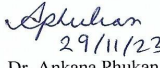








ULR Number: TC599124000000326F					
Ref. No.: GEEC/FL/23/2024/04/08			Date of Reporting:		29/04/2024
Customer Name:		Assam Environmental Systems	Lab. ID No.:		GEEC/WS/2024/04/08
Customer Address:		Assam Environmental Systems Aroonodoy Road, Near KPM Hall Sivasagar - 785640, Assam	Date of Sampling:		15/04/2024
Sampling Location:		Oil Drill Site, DJC Rig # S8	Sample Receipt Date:		23/04/2024
Sample Description:		Treated Water (BM/OIL/Treated Water/24-32)	Test Start Date:		23/04/2024
Sample Drawn By:		Client	Test Completion Date:		29/04/2024
Sample Condition:		Sealed	Sampling Method:		-----
SL. NO.	PARAMETERS	METHOD	UNIT	RESULTS	LIMITS
1	pH measurement	IS 3025 Part 11:2022	—	5.78	5.5- 9.0
2	Suspended Solids	IS 3025 Part 17:1984 (RA 2017)	mg/l	16	100
3	BOD (3 day)	IS 3025 Part 44:1993 (RA 2019)	mg/l	19	30
4	COD	IS 3025 Part 58:2006 (RA 2017)	mg/l	60	100
5	Chlorides	IS 3025 Part 32:1988 (RA 2019)	mg/l	10	600
6	Total Dissolved Solids	IS 3025 Part 16:1984 (RA 2017)	mg/l	225	2100
7	Sulphates as(SO ₄)	IS 3025 Part 24:1986 (RA 2019)	mg/l	11	1000
8	Zinc as Zn	IS 3025 Part 49:1994 (RA 2019)	mg/l	BDL	2
9	Oil & Grease	IS 3025 Part 39: 2021	mg/l	< 5	10
10	Phenolics	IS 3025 Part 43:1992 (RA 2019)	mg/l	BDL	1.2
11	Fluorides	IS 3025 Part 60:2008 (RA 2019)	mg/l	BDL	1.5
12	Chromium as Cr ⁺⁶	IS 3025 Part 52:2003 (RA 2019)	mg/l	BDL	0.1
13	Chromium (Total)		mg/l	BDL	1.0
14	Copper	IS 3025 Part 42:1992 (RA 2019)	mg/l	BDL	0.2
15	Lead	IS 3025 Part 47:1994 (RA 2019)	mg/l	BDL	0.1
Checked by : <i>Belinda</i> Dr. Belinda Lahon Quality Manager			Reviewed by: <i>Pranjal</i> Mr. Pranjal Buragohain Authorised Signatory		
***** End of Report *****					

* BDL value is < 0.1 mg/l.

* The results relate only to the item tested.

* The test report shall not be reproduced except in full, without written approval of the laboratory.

* The test report cannot be used as an evidence in a court of law without prior written approval of the laboratory.

 CSIR-NORTH-EAST INSTITUTE OF SCIENCE & TECHNOLOGY JORHAT - 785 006, ASSAM													
													
Name of the Division : Analytical Chemistry Group, MSTD													
Report No. CSIR-NEIST-Jorhat/QSP/MR/20/AnC/TR-3588(A)/2023													
TEST REPORT OF Barite (2 nos.)													
DATE 29/11/2023													
PAGE 2 of 3													
1. SCOPE													
1.1	Service/Job Register No. & Date of Receipt : 1623/2023; 05/09/2023												
1.2	Requested by : S. Gogoi (Name & Address of the Agency/ Client) : GM-Chemical (HOD) OIL INDIA Ltd. Duliajan												
1.3	Description of the Test : Chemical analysis.												
1.4	Sample Identification : Barite sample.												
1.5	Environmental Conditions : Temperature : Room temperature Humidity :												
1.6.1	Test Method : Flame, Hydride technique in AAS												
1.6.2	Reference Standard & Year of Publication : NIL												
1.6.3	Any other Standard : NIL.												
1.6.4	Any other Method : NIL												
1.7	<table border="1"> <tr> <th>Equipment Used</th> <th>Basic Accuracy</th> </tr> <tr> <td>Equipment Name : (a) AAS Zeenit 700P</td> <td></td> </tr> <tr> <td>Make : Analytic Jena</td> <td></td> </tr> <tr> <td>Model : 700 P</td> <td></td> </tr> <tr> <td>Calibration Due on : Auto Calibrated.</td> <td></td> </tr> <tr> <td>Traceable to : Analytical Lab</td> <td></td> </tr> </table>	Equipment Used	Basic Accuracy	Equipment Name : (a) AAS Zeenit 700P		Make : Analytic Jena		Model : 700 P		Calibration Due on : Auto Calibrated.		Traceable to : Analytical Lab	
Equipment Used	Basic Accuracy												
Equipment Name : (a) AAS Zeenit 700P													
Make : Analytic Jena													
Model : 700 P													
Calibration Due on : Auto Calibrated.													
Traceable to : Analytical Lab													
1.8	Location of Test : Analytical Chemistry Group, MSTD												
<table border="1"> <tr> <th>TEST CONDUCTED BY</th> <th>CHECKED BY</th> <th>APPROVED BY</th> </tr> <tr> <td>  29/11/23 Dr. Ankana Phukan (Sr. Tech. Officer) </td> <td>  29/11/23 Dr. P. J. Saikia (GL, Analytical Chemistry Group, MSTD) </td> <td>  29/11/23 Dr. A. M. Das (Chairman, Testing Report Committee) </td> </tr> </table>		TEST CONDUCTED BY	CHECKED BY	APPROVED BY	 29/11/23 Dr. Ankana Phukan (Sr. Tech. Officer)	 29/11/23 Dr. P. J. Saikia (GL, Analytical Chemistry Group, MSTD)	 29/11/23 Dr. A. M. Das (Chairman, Testing Report Committee)						
TEST CONDUCTED BY	CHECKED BY	APPROVED BY											
 29/11/23 Dr. Ankana Phukan (Sr. Tech. Officer)	 29/11/23 Dr. P. J. Saikia (GL, Analytical Chemistry Group, MSTD)	 29/11/23 Dr. A. M. Das (Chairman, Testing Report Committee)											



CSIR-NORTH-EAST INSTITUTE OF SCIENCE & TECHNOLOGY
JORHAT – 785 006, ASSAM

Name of the Division : Analytical Chemistry Group, MSTD	Report No. CSIR-NEIST-Jorhat/QSP/MR/20/AnC/TR- 3588(A)/2023	
TEST REPORT OF Barite (2 nos.)	DATE 29/11/2023	PAGE 3 of 3

2. RESULT

SL. No.	Sample name (barite) (Source/Supplier)	Hg ($\mu\text{g/gm}$)	Cd (mg/gm)
1	M/S Gimpex Pvt. Ltd	0.03	BDL
2	M/S Ambika Mineral	0.07	BDL

BDL: Below detection limit, $<0.01 \text{ mg/gm}$

TEST CONDUCTED BY	CHECKED BY	APPROVED BY
 29/11/22 Dr. Ankana Phukan (Sr. Tech. Officer)	 29/11/2023 Dr. P. J. Saikia (GL, Analytical Chemistry Group, MSTD)	 30/11/2023 Dr. A. M. Das (Chairman, Testing Report Committee)



গ্ৰীণটেক এনভাইৰনমেন্টেল ইঞ্জিনিয়াৰ এণ্ড কন্সালটেন্টছ

GREEN TECH ENVIRONMENTAL ENGINEER & CONSULTANTS

House No-11, Champaknagar, Narayan Path, Bhetapara, Guwahati-781028, www.greentecheec.in
Telefax -0361 3501950 Mobile: 9435046677, 9954089052, E-mail: green_pranjal@hotmail.com, info@greentecheec.in



TEST REPORT

GEEC/FM/450A



ULR Number: TC59912400000671F			
Report No: GEEC/FL/23/TOX/2024/06/05		Date:	05/07/2024
Name of the Industry:	OIL INDIA Ltd.	Lab ID	GEEC/TT/2024/06/05
Address:	Oil India Ltd. Duliajan District: Dibrugarh, State : Assam	Date of Sampling/Collection:	04/06/2024
		Date of Receipt in Duliajan:	07/06/2024
		Date of Receipt in Lab:	08/06/2024
Rig	S-8	Test Start Date:	12/06/2024
Location:	DJC	Test End Date:	16/06/2024
DRILL FLUID QUALITY FOR TOXICITY			
SAMPLING RESULT			
Depth	3505 m	Mud Weight (MW,pcf)	72
Mud Type	HPWBM (SLB)	MFV sec	49
Dose	Sample Concentration	Mortality (In%)	Test Method
1	Control sample	0	IS 6582 (Part 2) Bioassay using Zebra Fish
2	5000 mg/L	10	
3	10000 mg/L	30	
4	20000 mg/L	40	
5	30500 mg/L	50	
6	40000 mg/L	60	
7	50000 mg/L	70	
Sample Drawn By : Client			
Remarks: Limit for Toxicity of Drill Fluid 96 Hrs LC 50 > 30000 mg/l by fish toxicity.			
Checked by: Dr. Belinda Lahon Quality Manager			Reviewed by: Pranjal Buragohain Authorised Signatory

* The results relate only to the item tested.

* The test report shall not be produced except in full, without written approval of the laboratory.




* The test report cannot be used as evidence in the court of law without prior written approval of the laboratory.

***** End of report *****

	CSIR-NORTHEAST INSTITUTE OF SCIENCE & TECHNOLOGY JORHAT - 785 006, ASSAM													
Name of the Division/Group: Polymer & Petroleum Group		Report No.: CSIR NEIST- Jorhat/ QSP/ MR/ TR/PPGP/213/08-2024												
TEST REPORT OF: Oil India Limited Duliajan 786 602 Dist: Dibrugarh, Assam		<table border="1" style="width: 100%; border-collapse: collapse;"> <tr> <td colspan="3" style="text-align: center;">DATE</td> <td colspan="3" style="text-align: center;">PAGE</td> </tr> <tr> <td style="text-align: center;">26</td> <td style="text-align: center;">08</td> <td style="text-align: center;">2024</td> <td style="text-align: center;">3</td> <td style="text-align: center;">of</td> <td style="text-align: center;">4</td> </tr> </table>	DATE			PAGE			26	08	2024	3	of	4
DATE			PAGE											
26	08	2024	3	of	4									

2. **RESULT**

Serial no.	Details about drill cutting samples			Oil content (%)	Reference	Method
	Date of collection	Source	Location			
1	21.04.2024	DJC	Balimara Area	0.1259	Schedule 2 of hazardous Waste (Management and Handling Rules, 1989	EPA method No. 1662

TEST CONDUCTED BY	CHECKED BY	APPROVED BY
 Name: Mr. Ramesh Ch. Bohra Designation : Senior Technical Officer	 Dr. Manash Ranjan Das Group leader Polymer and petroleum group	 Dr Manash Ranjan Das Approved Authorized Signatory (Chairman, Testing Report Committee)

SATURDAY, MARCH 6, 2021

THE ASSAM TRIBUNE, GUWAHATI

Annexure - V

Borhal - T. H. Gargh
EC file

IPFT leaves Tipra

BID IDENTIFICATION NO.: AEGCL/MD/SSN Lalmipur/2020/Deposit/Turnkey/BID
The Chief General Manager (PP&D), Assam Electricity Grid Corporation Limited, Bijulee Bhawan, Paltan Bazar, Guwahati-1 invites online bids from eligible bidders for the following works:
"Construction of 33KV dedicated feeder bay at 132KV Nalkata GSS for Buwalguri SS, APDCL"
Cost of Bid documents: INR 2000.00
Tender start date and time: 12:00 hrs of 23.02.2021
Tender end date and time: 14:00 Hrs of 16.03.2021
Tender opening date and time: 14:00 Hrs of 17.03.2021
Interested bidders may kindly refer the following websites for detailed IFB and BID document - www.aegcl.co.in and <https://assamtenders.gov.in>.
AEGCL reserves the right to accept or reject any or all tenders without assigning any reasons thereof.
Sd/-, Chief General Manager (PP&D)
Assam Electricity Grid Corporation Limited
T-872/PR/2020/3gn/22



ऑयल इंडिया लिमिटेड
(भारत सरकार का उद्यम)
Oil India Limited
(A Government of India Enterprise)

P.O. Duliajan - 786 602, Assam, India; CIN : L11101AS1959GOM01148

The Ministry of Environment, Forest and Climate Change (MoEF&CC), GOI has accorded Environmental Clearance for Onshore Oil & Gas Development Drilling and Production to Oil India Limited against the proposal No. IA/AS/IND3/185398/2008.

The copy of Environmental Clearance, File No. J-11011/186/2016- IA-II (I), dated 03rd March 2021 is available for reference with Pollution Control Board, Assam (PCBA) and may also be seen at websites of MoEF&CC at <https://parivesh.nic.in/>.

The Ministry of Environment, Forest and Climate Change, GOI has accorded Environmental Clearance for the said project under the provisions of EIA Notification, 2006.

- Nodal Officer EC/FC/NBWL, Oil India Limited.

NER-II Transmission Limited

Biswanath Office Address: - C/o-Ajoy Kr. Singha,
2nd Floor, Near Social Forest Office, Kochgaon,
Biswanath Chariali (Assam)-784176

PUBLIC NOTICE

NER-II Transmission Limited has completed construction work of 76.339 kms 132 kV Double circuit line from Baghmari to Arunachal Pradesh of transmission line. Therefore, information is hereby given as per the Indian Electricity Act-2003 that the lines will be energized on extra high voltage, anytime starting from 07th March, 2021 onwards. The line is traversing through State, Districts, Circle, Villages as mentioned below.

State- Assam: District -Biswanath: Circle: Biswanath;
Village- Niz Baghmara, Baghmari Tea Estate, Desiri, Bihopukhuri
Kachari, 1 no. Polisemoni, 2 no. Polisemoni, Pachim Gingia, 2 no. Garoimari, Singibil, Uttar Gingia, Solmari gaon, 1 no. Garoimari

govt



YENEPLOYA

UOMCOPATHIC

Date of release of Bids through E-Procurement : 12th March 2021 @ 18:00 hours onwards.

Last date / time for receiving of Bids : 26th March 2021 @ 16:00 hours.

2. Availability of Bid Document and mode of submission : The bid document and all other details will be available for viewing online from 12th March, 2021 @ 18:00 hours onwards on website pmgsytendersmeg.gov.in and pmgsytenders.gov.in and online submission will begin on the same date and time.

3. The Employer shall not be liable for any delays to system failure beyond his control.

*Non-registered bidders may submit bids; however, the successful bidders must get registered in appropriate class with appropriate authorities before signing the contract.

Sd/-

Empowered Officer, SRRDA, PMGSY Cell
Lower Lachauliere, Shillong - 793 001

M.I.P.R. No : 1932 Dated : 04-03-2021



HDFC Finance Corporation Ltd.

"I" on Six Miles, G.S.Road, Six Miles, Opposite
2, Assam. Phone No. : (0361) 7101800. Web : www.hdfc.com

ON SALE NOTICE

and Reconstruction of Financial Assets and Enforcement of Security Interest Act, 2002 read

orrower (s) and Guarantor (s) indicated in Column (A) that the below described immovable property, the constructive / physical possession of which has been taken as described in column (B) Limited (HDFC Ltd) Secured Creditor, will be sold on "As is where is", "As is what is", and

representatives (whether known or unknown), executor(s), administrator(s), successor(s) and the case may be, indicated in Column (A) under Rule 8(6) of the Security Interest (Enforcement)

Provided in Housing Development Finance Corporation Limited (HDFC Ltd) Secured Creditor's

ITA	(D)	(E)	(F)	(G)
ion Me Immovable	Type of Possession	Reserve Price (Rs.)	Earnest Money Deposit (Rs.)	Date of Auction and Time
cial Jured Asset				
ivalent to				
.Ft.)				
day c				
asuring 1 Katha	PHYSICAL	Rs. 57,10,000/-	Rs. 5,71,000/-	07.04.2021
Jag No.183 (O),				Between 11:00
(CAANo.16 (O), 352				A.M. To 4:00
uchi, Mouza -				P.M.
Kamrup (M),				
Assam				

নামভূমি

আজিৰ দিনটোত

- ১৪৭৫ত চিত্ৰশিল্পী মাইকেল এঞ্জেলোৰ জন্ম।
- ১৯১৫ত গান্ধীজী আৰু বৰীন্দনাথৰ প্ৰথম সাক্ষাৎ।
- ১৯৬১ত দ্য ইক'ন'মিক টাইমছ কাকতৰ প্ৰকাশ।
- ১৯৭৩ত মাৰ্কিন লেখিকা পাৰ্ল এছ বাকৰ মৃত্যু।

Guwahati, Saturday, March 6, 2021

৩

কৰাই নহয় বৰং কোনেও
ভিন্ন ঠাইত দহ পিঠিলৈ

মৰণি

ৰিলৈ



ডিফুৰ ষ্টাফ বিপৰ্টাৰ, বোকাঝানৰ
বিশেষ প্ৰতিনিধি, ৫ মাৰ্চ : নিৰ্বাচনী
অধিসূচনা বলৱৎ হোৱাৰ পাছৰে পৰা
কাৰি আংলঙৰ ৰাষ্ট্ৰীয় ঘাইপথত
আৰক্ষীয়ে বুজন পৰিমাণৰ নগদ ধন জব্দ
কৰে। মাত্ৰ দুদিনৰ পূৰ্বে ডিলাই থানাৰ
আৰক্ষীয়ে এখন যাত্ৰীবাহী বাছত
অভিযান চলাই আঢ়ৈ লাখ দহ পিঠিলৈ

সুবৰ্ণলতা মহন্তক
ডায়মণ্ড নৰ্থ ইষ্ট
এৱাৰ্ড প্ৰদান

কলিয়াবৰ : নিজা বাতৰি দিওঁতা, ৫ মাৰ্চ
: কলিয়াবৰৰ বিশিষ্ট লেখিকা তথা কবি
সুবৰ্ণলতা মহন্তলৈ এইবাৰ আগবঢ়োৱা
হৈছে ডায়মণ্ড নৰ্থ ইষ্ট এৱাৰ্ড। বলিষ্ঠ
লেখাৰে সমাজলৈ আগবঢ়োৱা অৱদানৰ
চিন স্বৰূপে অখিল ভাৰতীয় পত্ৰাকাৰ
মহাসভাই প্ৰদান কৰিছে এই বঁটা।
দেওবাৰে গোলঘাট জিলাৰ দহ পিঠিলৈ

কাৰি আংলঙত
বহু পথ দুৰ্ঘটনা

থিতাতে

নহত,

ন আহত

ক বিপৰ্টাৰ, ৫ মাৰ্চ :
আংলং জিলাৰ খেৰনি
গত দহ পিঠিলৈ

হিফ ইন্ এ পাপেট লৈ দুটা সন্মানীয় বঁটা

উজলিল পুতলা নাচ

ল কৰি
অসমৰ
লাইফ
হৈ থকা
আজি
লচ্চি



পুৱা ১১:০০ বজা : আলোচনা চক্ৰ : অসমীয়া মাধ্যমৰ বিদ্যালয়ৰ
সংকট আৰু সম্ভাৱনা/দিনৰ ১.০০ বজা : কৰ্মশালা : সাঁচিপতীয়া
পুথি পঠনৰ প্ৰশিক্ষণ/বিয়লি ৩.০০ বজা : যোৰহাট জিলা কবি
সম্মিলনৰ অনুষ্ঠান/সন্ধ্যা ৫.০০- বজা : 'আধুনিক গীতৰ শৰাই'

সকলোৰে উপস্থিতি আন্তৰিকতাৰে কামনা কৰা হ'ল।



অইল ইণ্ডিয়া লিমিটেড
Oil India Limited

P.O. Duliajan - 786 602, Assam, India ; CIN : L11101AS1959GOI001148

The Ministry of Environment, Forest and Climate Change (MoEF&CC),
GOI has accorded Environmental Clearance for Onshore Oil & Gas
Development Drilling and Production to Oil India Limited against the
proposal No. IA/AS/IND3/185398/2008.

The copy of Environmental Clearance, File No. J-11011/186/2016- IA
-II (I), dated 03rd March 2021 is available for reference with Pollution
Control Board, Assam (PCBA) and may also be seen at websites of
MoEF&CC at <https://parivesh.nic.in/>.

The Ministry of Environment, Forest and Climate Change, GOI has
accorded Environmental Clearance for the said project under the
provisions of EIA Notification, 2006.

- Nodal Officer EC/FC/NBWL, Oil India Limited.



বন্ধন বেঙ্কৰ "সুৰক্ষা গৃহ ঋণ"ৰ সহায়ত
আপোনাৰ ঘৰ বনোৱাৰ সপোন পূৰণ কৰক

ANNEXURE - A**ENVIRONMENT MANAGEMENT CELL OF OIL INDIA LIMITED – FHQ, DULIAJAN**

S.No	NAME	DESIGNATION	QUALIFICATION
1.	Sri. Rupam Jyoti Sutradhar	Deputy General Manager (HSE)	B.Sc (Chemistry), M.Sc (Chemistry)
2.	Sri. Swapnanil Kakaty	Deputy Chief Engineer (HSE)	B.E (Electrical Engineering)
3.	Sri. Sachin Kumar Verma	Superintending Engineer (HSE)	B.Tech (Environmental Engineering)
4.	Sri. Akash Neel Das	Superintending Engineer (HSE)	B.E (Mechanical Engineering), PG Diploma (Fire & Safety Management), PGDM
5.	Sri. Bantupalli Sai Venkatesh	Superintending Engineer (Environment)	B.E (Civil Engineering), M.Tech (Environmental Engineering)
6.	Sri. Jiban Jytoti Das	Superintending Engineer (Environment)	B.Tech (Computer Science and Engineering), M.Tech (Environment Engineering and Managment)
7.	Sri. Vinay Yadav	Senior Officer (HSE)	B.E (Civil Engineering), M.Tech (Environmental Engineering)
8.	Sri. Mohit Yadav	Senior Officer (HSE)	B.Tech (Civil Engineering), M.Tech (Environmental Engineering)



Common Environment Management Plan for Onshore Oil & Gas
Drilling Activity



Contents

S.No	Content
1.0	INTRODUCTION
2.0	Environmental Management Plan
3.0	IMPACT ASSESSMENT
	4.1 Air Quality
	4.2 Noise Quality
	4.3 Soil Quality
	4.4 Water Quality and Hydrogeology
	4.5 Biological Environment
	4.6 Socio-Economic Environment
	4.7 Impact on Community Health & Safety
4.0	DETAIL ENVIRONMENTAL MANAGEMENT PLAN
	5.1 Air Quality Management Plan
	5.2 Noise Management Plan
	5.3 Soil Quality Management Plan
	5.4 Surface Water Quality Management Plan
	5.5 Ground Water Quality Management Plan
	5.6 Waste Management Plan
	5.7 Wildlife Management Plan
	5.8 Road Safety & Traffic Management Plan
	5.9 Occupation Health & Safety Management Plan
	5.10 Management of Social issues and concerns
	5.11 Emergency Response Plan
5.0	Environment Management Matrix
6.0	Summary and Conclusion

1.0 INTRODUCTION:

OIL INDIA LIMITED (OIL), a Government of India Maharatna Enterprise, is currently engaged in carrying out hydrocarbon exploration and production activities mostly in its operational areas in Upper Assam, Arunachal Pradesh and Mizoram in the North Eastern part of India. OIL is also undertaking hydrocarbon exploration activities in few Indian states and few overseas countries. Oil India Limited was incorporated on 18th February 1959 to expand and develop the newly discovered oil fields of Naharkatia and Moran in the Indian North East. In 1961, it became a joint venture company between the Indian Government and Burmah Oil Company Limited, UK. In 1981, OIL became a wholly owned Government of India enterprise. Today, OIL is a premier Indian National Oil Company engaged in the business of exploration, development and production of crude oil and natural gas, transportation of crude oil and production of LPG.

Govt. of India and Assam has awarded Petroleum Mining Leases (PML) to OIL for exploration and development of oil & gas at Dibrugarh, Chabua, Tinsukia, Hugrujan, Naharkatiya Extn, Dholiya and Dumduma areas including the adjoining areas in Dibrugarh, Tinsukia and Sibsagar Districts.

2.0 Environmental Management Plan

This Environmental Management Plan and Monitoring Framework is a site-specific document for the drilling activities that have been developed to ensure that OIL can implement the project in an environmentally conscious manner and where all contractors, understand the potential environmental risks arising out of the proposed project and take appropriate actions to properly manage such risk.

This EMP will be an overview document that will guide environmental management of all aspects of OIL's activities i.e. construction and operation of drilling wells. This EMP will be backed up by more specific Environmental Action Plans, Procedures and Bridging Documents.

The EMP describes the actions to be adopted in terms of:

- National Policies and Regulations;
- Best Practices and guides; and
- Local Environmental and Social Sensitivities.

The Environment Policy of OIL is presented below.



3.0 IMPACT ASSESSMENT

The potential impacts arising due to the construction and operation of the drilling activities are given below:

3.1 Air Quality: The operation of DG/GG sets, movement of vehicles and machineries during construction and drilling at drill sites will result in the generation of air pollutants viz. PM, NO_x and SO_x that may affect the ambient air quality temporarily. Air pollutants like particulate matter, hydrocarbons and NO_x will also be generated during drilling operations.

3.2 Noise Quality: Operation of heavy machinery/equipments and vehicular movement during site preparatory and road strengthening/construction activities may result in the generation of increased noise levels. Operational phase noise impacts are anticipated from the running of drilling rig and ancillary equipment viz. shale shakers, mud pumps and diesel generators, gas generators.

3.3 Soil Quality: Stripping of top soil will affect the soil fertility of the well sites temporarily. Potential adverse impacts on soil quality may also result from improper storage and handling of fuel, lubricants, drilling mud and drill cuttings.

3.4 Water Quality and Hydrogeology: All wastewater discharged from the drilling operations will be treated in the ETP and discharges will conform to CPCB standards. As the volume of water to be discharged is small, it is anticipated to cause minor increase in pollution load for specific parameters in receiving water bodies. Uncontrolled surface runoff from the drill sites may compose of waste fluids or storm water mixed with oil and grease and may pollute the surface water quality. However, the surface runoff will be treated with sedimentation tank and oil water separator at site.

3.5 Biological Environment:

The existing vegetation at the proposed drill sites, approach roads and RoU of the pipeline will be felled for site development. Noise generated from drilling operations and vehicular movement within the drill sites and approach roads may affect the reptiles, birds and mammals adversely and may result in their moving away from the project area for a temporary period. OIL will obtain Forest Clearance from MoEF&CC for drilling within the forestlands; all the conditions mentioned in the forest clearance would be complied. Surface runoff from the drill sites contaminated with sediment, may reach surface water channels and increase the suspended solids load of the channel water. Increase of suspended solid will increase the turbidity of river water that ultimately will adversely affect the DO level in the water. The turbid water and lower DO may affect the primary productivity of the impacted areas of the rivers. The process effluent will be adequately treated in the ETP to meet the industrial effluent discharge standards. The discharge of treated effluent is not expected to cause perceptible changes in the water quality of the receiving stream.

3.6 Socio-Economic Environment: Approximately 3 ha. land would be required for each well. Land will be purchased from local communities however; no physical displacement during land procurement is anticipated. Additionally, land will also be procured for construction of 100-200 m approach road to the drill site from existing roads. Anticipated number of families directly impacted would be limited to 2-5 nos. for each of the drill sites. The dependency of the landowner in case of generation of livelihood is limited as the land is classified as monocropped agricultural land.

OIL/its contractors would endeavour to provide maximum employment to the local people; however, certain percentage of semi-skilled and highly skilled migrant labour would be used by contractors for manning technical activities. It is anticipated that occasional conflicts would arise with the local community over the recruitment of migrant workers. Discomfort due to dust and noise to adjoining communities, influx of people are likely to occur.

The construction phase of the project is likely to generate both direct and indirect opportunities for employment. The estimated direct employment would be approximately 50 un-skilled workers during the peak construction phase that will primarily sourced from nearby areas. Indirect employment would be primarily in the supply chain as vendors, which are anticipated to be set up to support the construction.

3.7 Impact on Community Health & Safety:Community health and safety of inhabitants residing close to the proposed well sites stand to get affected from frequent heavy vehicular movements along village access roads and due to noise from drilling rig operations, movement of heavy vehicles during construction etc.

4.0 DETAIL ENVIRONMENTAL MANAGEMENT PLAN

4.1 Air Quality Management Plan

- Vehicles delivering raw materials like fine aggregates will be covered to prevent fugitive emissions.
- Sprinkling of water on earthworks, material haulage and transportation routes on a regular basis during construction and decommissioning phase of the wells.
- Flare stacks of adequate height would be provided.
- DG/GG set stacks would have adequate height, as per statutory requirements, to be able to adequately disperse exhaust gases
- Periodic monitoring of DG/GG set stack emission will be carried out in accordance with the Environmental Monitoring Plan to assess compliance with CPCB DG set exhaust standards.

4.2 Noise Management Plan

- Selection and use of low noise generating equipment with in-built engineering controls viz. mufflers, silencers, etc.
- All DG/GG sets would be provided with acoustic enclosures.
- Appropriate PPEs (e.g. ear plugs) will be used for by workers while working near high noise generating equipment.
- All vehicles utilized in transportation of raw materials and personnel will have valid Pollution under Control Certificates (PUC).
- All high noise generating equipment will be identified and subjected to periodic preventive maintenance.
- No night time operation of vehicles and construction activities will be undertaken.

4.3 Soil Quality Management Plan

- Drip trays to be used during vehicular/equipment maintenance and during re-fuelling operations.
- Spill kits will be made available at all fuel and lubricant storage areas. All spills/leaks contained, reported and cleaned up immediately.
- Dedicated paved storage area will be identified for the drilling chemicals, fuel, lubricants and oils within the drill sites.
- 1.5 mm HDPE lined pits will be considered for the disposal of unusable drilling mud cuttings and drilling wastewater etc.

4.4 Surface Water Quality Management Plan

- Levelling and grading operations will be undertaken with minimal disturbance to the existing site contours thereby maintaining the general slope and topographical profile of the site.
- During site preparation and construction, surface water run-off will be channelized through appropriately designed drainage system.
- Sediment filters and oil-water separators will be installed to intercept run-off and remove sediment before it enters water courses.
- Domestic wastewater generated from drill sites will be treated through septic tank and soak pit system and then discharged.
- Process wastewater would be treated in Effluent Treatment Plant (ETP) at drill sites.

4.5 Ground Water Quality Management Plan

- Water based mud would be used as a drilling fluid for the proposed project.
- Eco-friendly synthetic based mud if required for deeper sections, will be used after providing intimation to the Pollution Control Board;
- The drill cutting along with spent mud will be stored in HDPE lined pit.

4.6 Waste Management Plan

- Use of low toxicity chemicals for the preparation of drilling fluid.
- Management of drill cuttings, waste drilling mud, waste oil and domestic waste, wastewater in accordance with Standards for Emission or Discharge of Environmental Pollutants from Oil Drilling and Gas Extraction Industry of CPCB as modified in 2005.
- The hazardous waste (waste and used oil) will be managed in accordance with Hazardous Waste (Management, Handling & Transboundary Movement) Rules, 2016.
- The kitchen waste will be disposed in nearest municipal/village dumping site on a daily basis through approved waste handling contractors.
- The sewage generated will be treated through septic tank and soak pit system.
- Used batteries will be recycled through the vendors supplying lead acid batteries as required under the Batteries (Management & Handling) Rules, 2001.
- The drilling cuttings pit will be bunded and kept covered using tarpaulin sheets during monsoon.

4.7 Wildlife Management Plan

- Movement of heavy vehicles will be restricted at night time, especially if access roads pass through forest areas, as most of the mammals movement occurs during night;
- Noise levels at the drill sites will be controlled through selection of low noise generating equipment and installation of sufficient engineering controls viz. mufflers, silencers etc.
- No temporary electric supply connection line from the grid will be laid for the proposed project activity. All electric requirements will be supplied from the internal DG sets.
- OIL will have to take Forest Clearance from MoEFCC for development of drill sites, access roads and laying of pipeline within forest areas.

4.8 Road Safety & Traffic Management Plan

- The condition of roads and bridges identified for movement of vehicles and drilling rig will be assessed and if required strengthened by OIL to ensure their safe movement.
- Precautions will be taken by the contractor to avoid damage to the public access routes including highways during vehicular movement.
- Traffic flows will be scheduled wherever practicable during period of increased commuter movement.

4.9 Occupation Health & Safety Management Plan

- All machines to be used in the construction will conform to the relevant Indian Standards (IS) codes, will be kept in good working order, will be regularly inspected and properly maintained as per IS provisions and to the satisfaction of the site Engineer.
- Hazardous and risky areas, installations, materials, safety measures, emergency exits, etc. shall be appropriately marked.

4.10 Management of Social issues and concerns

- People from adjoining areas especially given job preference through local contractors according to the skill sets possessed.
- Prior to the commencement of the proposed activity, a consultation program will be conducted by OIL with the target groups and local authorities. The primary objective of such consultation will be to share with the concerned villagers/stakeholders the objective of the proposed project associated impacts and their mitigation.
- OIL will give more emphasis and priority on periphery development, development of health facilities and provision for drinking water facility as per Corporate Social Responsibility (CSR) Plan.
- The drill sites would be fenced and gates would be constructed so that the children are refrained from straying into the site.

4.11 Emergency Response Plan

- Drilling rig and related equipment to be used for drilling will be conformed to international standards specified for such equipment.
- Blow-out preventers and related well control equipment shall be installed, operated, maintained and tested generally in accordance with internationally recognized standards.
- Appropriate gas and leak detection system will be made available at each of the drill sites.
- Adequate fire-fighting equipment shall be provided at each drilling site.

The environmental mitigation measures and plans are presented in form of a matrix according to the sequential flow of activities in the project life cycle. The matrix focuses on strategies to be adopted for safe guard of the environment from possible impacts resulting out of the project activities. The strategies have further been detailed out as management procedures and programmes in subsequent sections.

The EMP helps establish the linkage between the activities environmental impacts and mitigation measures and presents the monitoring framework i.e. the Environmental Performance Indicator (EPI) No. as well as the Environmental Quality Indicator (EQI).

5.0 Environment Management Matrix

S No	Activity	Ref	Aspect	Impact	Mitigation Measures	Monitoring	Timing/ Frequency	Responsible Party	Related Plans
1.	Physical Presence of drill site, rig and other machinery.	1.1	Change in visual characteristics of the area due to installation of drilling setup	Temporary change in landscape	On completion of works (in phases) all temporary structures, surplus materials and wastes will be completely removed. Only structure required for safety purposes would be retained on the bare drill site.	Site Inspection	Construction &Drilling	OIL/Contractor	Waste Management Plan
		1.2	Increase of illumination at night time due to installation of drilling setup	Temporary disturbance of the nearby villagers	Appropriate shading of lights to prevent scattering	Grievance records/ Consultation with Villagers	Construction &Drilling	OIL/Contractor	Management of social issues & concerns
		1.3	Influx of man power & immigrant labour force to nearby villages	Possibility Cultural and behavioural conflict	Preference used of local labour forces to the extent possible	Grievance records	Construction &Drilling	OIL/Contractor	Management of social issues & concerns
2.	Storage & Handling of Materials & Spoils	2.1	Emission of fugitive dust from loading & unloading operation	Temporary impact on air quality especially SPM	All loading and unloading activities to be carried out as close as possible to the storage facilities.	Site Inspection	Construction &Drilling	OIL/Contractor	Air Quality Management
		2.2	Accidental spillage of oil & chemicals	Potential contamination surface water body resulting impact on aquatic ecosystem	All spills to be reported and contained to prevent entry of spilled chemicals/fuels to any surface water body or drainage channel	Records of spills/Community Grievances	Construction &Drilling	OIL/Contractor	Surface water quality management plan, Wildlife Management Plan
				Potential impact on soil quality	All spills to be reported and remedial measures to be taken for clean-up of the spill.	Records of Spills/Site Inspection	Construction &Drilling	OIL/Contractor	Spill management plan

S No	Activity	Ref	Aspect	Impact	Mitigation Measures	Monitoring	Timing/ Frequency	Responsible Party	Related Plans
3.	Transport of Materials, Spoils and Machinery	3.1	Emission of gaseous pollutants from vehicle during transportation of materials, spoils and machinery	Temporary deterioration on air quality along transport route	<p>All diesel-powered equipment will be regularly maintained and idling time reduced to minimise emissions;</p> <p>Vehicle / equipment air emissions will be controlled by good practice procedures (such as turning off equipment when not in use);</p> <p>Vehicle / equipment exhausts observed emitting significant black smoke in their exhausts will be serviced/ replaced</p>	Records and Site Inspection	Construction & Drilling	OIL/Contractor	Air Quality Management plan
		3.2	Noise emission during transport of materials, spoils and machinery	Temporary deterioration in ambient noise along the transportation route	<p>Undertake preventive maintenance of vehicles and machinery to reduce noise levels.</p> <p>Restriction on unnecessary use of horns by trucks and vehicle in settlement area</p>	Site Inspection/Records of repairs	Construction & Drilling	OIL/Contractor	Noise Quality Management Plan
4.	Operation & maintenance of rig and associated machinery.	4.1	Emission of air pollutant from DG/GG sets	Temporary impact on air quality due to increase in concentration of gaseous pollutants e.g. NOx, HC	Preventive maintenance of DG sets to be undertaken as per manufacturers schedule	Site Inspection/Records of repairs	Drilling	OIL/Contractor	Air Quality Management plan
		4.2	Emission of Noise from DG/GG sets	Temporary increase of ambient as well as	All workers working near high noise generating equipment to be provided	Recording of Noise	Drilling	OIL/Contractor	Noise Quality Management Plan and

S No	Activity	Ref	Aspect	Impact	Mitigation Measures	Monitoring	Timing/ Frequency	Responsible Party	Related Plans
				work place noise level	<p>with Personal Protective equipment</p> <p>Preventive maintenance of machinery to be undertaken as per manufacturers schedule</p> <p>Install sufficient engineering control (mufflers) to reduce noise level at source</p>				Occupational Health & Safety Management Plan
		4.3	Emission of noise from operation of the rig	Temporary increase of ambient as well as work place noise level	<p>All workers working near high noise generating equipment to be provided with Personal Protective equipment</p> <p>Preventive maintenance of machinery to be undertaken as per manufacturers schedule</p>	Site Inspection	Drilling of Wells	OIL/Contractor	Noise Quality Management Plan and Occupational Health & Safety Management Plan
		4.4	Abstraction of ground water for project usage	Depletion of ground water resources	Optimize use of water during drilling operations	Record Keeping and Auditing	Construction & Drilling	OIL/Contractor	None
		4.5	Noise from mud pump during preparation of drilling mud	Temporary increase of ambient & work place noise level	Preventive maintenance of machinery to be undertaken as per manufacturers schedule	Recording of Noise	Drilling of Wells	OIL/Contractor	Noise Quality Management Plan and Occupational Health & Safety Management

S No	Activity	Ref	Aspect	Impact	Mitigation Measures	Monitoring	Timing/ Frequency	Responsible Party	Related Plans
					All workers working near high noise generating equipment to be provided with Personal Protective equipment				Plan
		4.6	Accidental spillage of chemicals during preparation drill mud	Contamination of soil resulting loss of soil living organism	Manage spills of contaminants on soil	Records of spills	Drilling of Wells	OIL/Contractor	Spill Management plan
		4.7	Accidental spillage of chemicals during preparation drill mud	Potential impact on surface water quality and aquatic ecosystem	All spill to be contained so that it does not reach any surface water body or drainage channels	Records of spills	Drilling of Wells	OIL/Contractor	Surface water quality management plan
5.	Operation & maintenance of Vehicles	5.1	Emission of Noise from vehicles	Temporary increase of noise level in areas abutting transport route	Preventive maintenance of vehicles to be undertaken as and when required	Maintenance Records	Construction &Drilling	OIL/Contractor	Noise quality management plan
		5.2	Emission of gaseous air pollutant from vehicles	Temporary deterioration air quality in areas abutting transport routes	Preventive maintenance of vehicles to be undertaken as and when required	Site Inspection/Records of repairs	Construction &Drilling	OIL/Contractor	Air quality management plan
		5.3	Spillage of fuels & lubricants from vehicles	Contamination of soil resulting loss of soil living organism	Adopt best practices e.g. use pumps and dispensing nozzle for transfer of fuel, use of drip trays. Etc.	Site Inspections/Audits	Construction &Drilling	OIL/Contractor	Spill Management plan
				Impact on surface water quality and	The drainage system on site to be provided with Sedimentation tank and Oil-	Site Inspection/Audits	Drilling	OIL/Contractor	Surface water quality management

S No	Activity	Ref	Aspect	Impact	Mitigation Measures	Monitoring	Timing/ Frequency	Responsible Party	Related Plans
				aquatic ecosystem	water Separator to prevent contamination especially oil and grease from being carried off by runoff.				plan and Spill Management plan
6.	Casing & cementing of well	6.1	Noise from machinery during preparation of cement slurry	Temporary increase of ambient noise level	Install sufficient engineering control on equipment and machineries (like mufflers in DG sets) to reduce noise and vibration emission levels at source, carry out proper maintenance and subject them to rigid noise and vibration control procedures.	Site Inspection	Drilling of Wells	OIL/Contractor	Noise quality management plan
		6.2	Loss of drilling mud and cement slurry during casing of well	Potential contamination of ground water aquifer	Proper engineering controls during cementing operation to prevent migration of drilling mud and cement slurry into ground water aquifer	Site Inspection	Drilling of Wells	OIL/Contractor	Ground water quality management plan
7.	Temporary storage, handling & disposal of process waste	7.1	Accidental spillage of process waste (unused cement slurry, return mud & drill cuttings) at the temporary storage site	Potential for contamination of soil and ground water	Proper engineering controls for the drilling and cementing operations;	Drilling and Decommissioning Phases	Drilling and Decommissioning Phases	OIL/Contractor	Ground water quality management plan
		7.2	Surface runoff from temporary storage site of drill cuttings & unused mud into surface water bodies	Impact on surface water quality and aquatic ecosystem	All Temporary waste storage area will have proper bunds to prevent any escape of contaminated runoff Ensure that any runoff from such temporary storage area	Site Inspection and Record keeping	Drilling and Decommissioning Phases	OIL/Contractor	Surface water quality management plan and Spill Management plan

S No	Activity	Ref	Aspect	Impact	Mitigation Measures	Monitoring	Timing/ Frequency	Responsible Party	Related Plans
					are channelized into ETP				
		7.3	Accidental leakage/spillage of oils and lubricants and fuel from temporary storages	Contamination of soil resulting in loss of soil living organism	Dispose process waste and domestic waste as per regulation/ best practices Dispose debris and waste in designated areas and as per plan to prevent degradation of land	Site Inspection	Construction &Drilling	OIL/Contractor	Waste Management Plan and Spill Management plan
		7.4	Accidental leakage/spillage of oils and lubricants from temporary storages	Contamination of surface water resulting in deterioration of surface water quality and adverse impact on aquatic ecosystem	All chemical and fuel storage areas will have proper bunds so that contaminated run-off cannot escape into the storm-water drainage system. The waste pits (waste water and drill cuttings) will be bounded and covered by tarpaulin sheet to prevent mixing of runoff water with waste water and leachate from waste pit and also reduce the volume of waste water.	Site Inspection	Construction &Drilling	OIL/Contractor	Waste Management Plan and Spill Management plan
		7.5	Disposal/spillage of spent oils & lubricants into environmental media	Contamination of soil resulting loss of soil living organism Contamination of surface water resulting deterioration of surface water quality and aquatic	Ensure recycling of spent oil & lubricant through authorized dealer	Site Inspection	Construction &Drilling	OIL/Contractor	Waste Management Plan and Spill Management plan

S No	Activity	Ref	Aspect	Impact	Mitigation Measures	Monitoring	Timing/ Frequency	Responsible Party	Related Plans
				ecosystem					
		7.6	Disposal of used battery & spent filters in environmental media	Potential for contamination of soil, ground water and surface water body	Ensure recycling of waste through authorized waste recycler	Site Inspection and Record Keeping	Construction & Drilling	OIL/Contractor	Waste Management Plan and Spill Management plan
		7.7	Offsite disposal of metallic, packing, scrap	Localized visual impacts		Site Inspection and Record Keeping	Construction & Drilling	OIL/Contractor	Waste Management Plan
8.	Testing & Flaring of natural gas	8.1	Emission of air pollutants from flare stack at drill site .	Temporary localized deterioration air quality (NOx, HC)	Proper engineering controls to ensure complete combustion of gas Location of Flare stack to be chosen considering the sensitive receptors adjoining the site	Engineering Designs /Site inspections	Construction & Drilling	OIL S& E Team and Drilling team	Waste Management Plan
9.	Storage of materials (equipment, chemicals, fuel)	9.1	Accidental spillage during storage and handling of materials	Potential for contamination of soil & ground water	Impervious storage area, especially for fuel & lubricant, chemical, hazardous waste, etc.	Site Inspection	Construction & Drilling	OIL/Contractor	Spill Management plan
				Safety concerns for workers involved in handling of hazardous materials	Personal protective equipment to be provided to workers involving in handling of hazardous materials	Site Inspection	Construction & Drilling	OIL/Contractor	Health and Safety Plan

S No	Activity	Ref	Aspect	Impact	Mitigation Measures	Monitoring	Timing/ Frequency	Responsible Party	Related Plans
10.	Technical Emergencies	10.1	Probability of accidental leakage of gas/ liquid hydro-carbons due to failure of safety devices	Potential adverse impact on personnel, environment & assets	<p>Proper engineering controls to prevent leakage of sour gases</p> <p>Obtain an early warning of emergency conditions so as to prevent a negative impact on personnel, the environment, and assets</p> <p>Safeguard personnel to prevent injuries or loss of life by either protecting personnel from the hazard and/or evacuating them from the facilities</p> <p>Minimize the impact of such an event on the environment and the facilities by mitigating the potential for escalation and, where possible, containing the release</p> <p>Develop evacuation procedures to handle emergency situations.</p>	Site Inspection	Drilling	OIL/Contractor	Emergency Response Plan
11.	Dismantling of rig & associated machineries	11.1	Emission of noise during dismantling of rig	Temporary deterioration of ambient noise quality resulting in discomfort	All noise generating activities will be restricted during day time	Site Inspection	Well Decommissioning Phase	OIL/Contractor	Noise quality management plan
		11.2	Generation of waste during dismantling of rig	Temporary visual impacts	Storage of waste in designated areas only recyclable waste should be recycled through authorized	Site Inspection	Well Decommissioning Phase	OIL/Contractor	Waste Management Plan

S No	Activity	Ref	Aspect	Impact	Mitigation Measures	Monitoring	Timing/ Frequency	Responsible Party	Related Plans
					water recycler				
		11.3	Disposal/spillage of spent oils & lubricants into environmental media	Contamination of soil resulting loss of soil living organism Contamination of surface water resulting deterioration of surface water quality and aquatic ecosystem	Manage spills of contaminants on soil	Site Inspection and Record keeping	Well Decommissioning Phase	OIL/Contractor	Waste Management Plan
12.	Transportation of drilling facilities	12.1	Emission of gaseous air pollutant during transportation of drilling facilities	Temporary localized deterioration of air quality due to emission gaseous pollutants	Vehicle / equipment air emissions will be controlled by good practice procedures (such as turning off equipment when not in use); and Vehicle / equipment exhausts observed emitting significant black smoke in their exhausts will be serviced/ replaced	Site Inspection and Record keeping	Well Decommissioning Phase	OIL/Contractor	Air quality management plan
		12.2	Fugitive emissions due to re-entrainment of dust during transport of drilling facilities	Temporary localized deterioration of air quality due to increase in SPM levels	Approach road to be sprinkled daily with water	Site Inspection	Well Decommissioning Phase	OIL/Contractor	Air quality management plan
		12.3	Emission of noise during transport of drilling facilities	Temporary deterioration of noise quality	Restrict all noise generating operations, except drilling, to daytime	Site Inspection	Well Decommissioning Phase	OIL/Contractor	Noise quality management plan

S No	Activity	Ref	Aspect	Impact	Mitigation Measures	Monitoring	Timing/ Frequency	Responsible Party	Related Plans
					Restriction on unnecessary use of horns by trucks and vehicle in settlement area				

6.0 Summary and Conclusion

The EMP has been made to assess the potential significant adverse environmental effects due to the proposed construction and drilling activities.

Mitigation measures have been proposed as part of EMP to minimize adverse environmental impacts, if any. Risk assessment includes Jet Fire and Vapour Cloud Explosion for blowout of wells. The existing Emergency Management Plan of OIL will be extended to this project, strengthened as necessary and implemented in the event of any emergency arising due to above mentioned risks.

The present impact assessment study indicates that the overall impact from the proposed project will be short to medium term, reversible, localised and are not expected to contribute significantly to the surrounding environment. Also, with the implementation of the pollution control and strengthen the existing environment management measures, these anticipated impacts due to proposed site preparation and drilling operation and decommissioning activities of the proposed project will be mitigated. Summary of impact significance without mitigation measures and with mitigation measures is presented at the table below.

Summary of Impact Significance without and with Mitigation Measures

Impact	Impact significance without mitigation measures	Impact significance with mitigation measures
Aesthetic & visual	Moderate	Minor
Land Use	Negligible	-
Soil Quality	Moderate	Minor
Air Quality	Moderate	Minor
Noise Quality	Major	Moderate
Road & Traffic	Moderate	Minor
Surface Water Quality	Moderate	Moderate
Ground water resource	Minor	Minor
Ground Water Quality	Moderate	Minor
Terrestrial Ecology	Negligible	-
	Minor	Minor
	Major	Moderate
Aquatic Ecology	Moderate	Moderate
Livelihood & Income generation	Moderate	Moderate
Conflict with local people	Moderate	Moderate
Benefit to Local Enterprises	Positive	-
Employment Generation	Positive	-
Occupational health & safety	Moderate	Minor
Community health & safety	Moderate	Minor

OIL will also ensure that the environmental performances of all the activities are monitored throughout execution of the project during site preparation, drilling and decommissioning phases. Monitoring will be carried out for ambient air quality, stack emission, noise quality, quality of treated effluents, surface and groundwater qualities, waste generated and disposed etc. and verified that they meet the prescribed standards. OIL will continue to report environmental performance and submit monitoring reports regularly to statutory authorities.

The effective management system coupled with monitoring of environmental components and efforts for continual improvements will result in satisfactory environmental performance of the proposed oil and gas drilling and development project.

THANKS YOU

संदर्भ सं./Ref. No.: S&E/E/21(B)/1013

दिनांक/Date: 24.09.2024

From	:	ED (HSE & ESG) I/C
To	:	The Member Secretary, Pollution Control Board, Assam, Bamunimaidam, Guwahati- 781021.
Subject	:	Submission of Environmental Statement (Form-V) under Environment (Protection) Rules, 1986.

Sir,

With reference to the above subject, we are submitting herewith the Environmental Statement (Form-V) for the financial year ending 31st March, 2024 pertaining to the operations of Oil India Limited in the districts of Dibrugarh, Tinsukia, Sivsagar and Charaideo in Assam.

Thanking you.


(Rupam Jyoti Sutrdhar)
ED (HSE & ESG) I/C
For Resident Chief Executive

Encl: As above.

- Copy:**
1. Regional Executive Engineer,
Pollution Control Board Assam,
Back Side of ASTC Bus Station,
Chowkidinghee, Dibrugarh,
PIN: 786001.
 2. Executive Engineer,
Regional Laboratory cum Office,
Pollution Control Board Assam,
Melachakar, Sibsagar,
PIN: 785640.

FORM – V
(See Rule 14)
ENVIRONMENTAL STATEMENT FOR THE FINANCIAL YEAR ENDING THE
31st MARCH, 2024

PART – A

(i) **Name and address of the owner/occupier of the industry operation or process.**

OIL INDIA LIMITED
P.O. DULIAJAN
DIST. DIBRUGARH
ASSAM -786602.

Note: Environmental Statement (Form – V) is pertaining to the operations of Oil India Limited in the districts of Dibrugarh, Tinsukia, Sivasagar and Charaideo in Assam.

(ii) **Industry category:** Red - Oil and gas extraction (on-shore extraction through drilling wells)

(iii) **Production capacity – Units**

OIL's production target is fixed as per the Memorandum of Understanding (MoU) with Ministry of Petroleum and Natural Gas, Govt. of India, which varies from year to year.

Production details during F.Y. 2023-24:

- **Crude Oil:** 3.2864 MMT.
- **Natural Gas:** 2885.016 MMSCM
- **LPG:** 31,550 MT.

(iv) **Year of establishment:**

OIL INDIA LTD. was formed in 1961 as a joint venture with M/S. Burma Oil Company, UK and on 14th Oct. 1981, OIL became a fully owned Govt. of India Enterprise.

(v) **Date of last Environmental Statement submitted:** 20.09.2023.

PART – B
WATER AND RAW MATERIAL CONSUMPTION

(I) Water consumption m³/d:

S.No	Purpose	Water Consumption (m ³ / day)
1.	Process & Cooling	14495.34
2.	Domestic	15956.26
TOTAL		30451.60

Name of Products	Process water consumption per unit of product output	
	During F.Y. 2022-23	During F.Y. 2023-24
(1)	(2)	(3)
Hydrocarbon (Crude Oil, Natural Gas, LPG)	1 m ³ /MT (Approx.)	0.96 m ³ /MT (Approx.)

(II) Raw material consumption

*Name of raw materials	Name of products	Consumption of raw material per unit	
		During F.Y. 2022-23	During F.Y. 2023-24
No raw materials are used as Oil India Limited is engaged in Exploratory and Development drilling activities & production of Crude Oil and Natural Gas. However, chemicals such as Bentonite are used for preparation of Water based drilling mud.			

PART - C

POLLUTION DISCHARGED TO ENVIRONMENT/UNIT OF OUTPUT

(Parameter as specified in the consent issued)

Pollutants	Quantity of Pollutants Discharged (mass/day)	Concentrations of pollutants in discharges (mass/volume)	Percentage of variation from prescribed standards with reasons
(a) Water	NIL. There is no discharge of pollutants from drilling locations and Production Installations. <ul style="list-style-type: none"> Wastewater generated from drilling locations is treated in Effluent Treatment Plant (ETP) and reused back in the drilling operation. The formation water generated after separation from crude oil and 	<ul style="list-style-type: none"> Quality of ETP treated water from the drilling locations is analyzed frequently. (Test report is enclosed as Annexure - I). Quality of Formation water is analyzed frequently (Test report enclosed as Annexure- 	No variation is observed. All parameters of treated effluent and Formation water are within the permissible limits.

	treatment is pumped back to the underground formation (depth greater than 1600 m) through formation water disposal wells.	II)	
(b) Air	No major air pollutants are emitted from Oil & Gas exploratory and development drilling and production activities except Stack Gas emissions at drilling locations and Production Installations & Flaring at Oil Collecting Stations.	Stack Gas and Ambient Air Quality (AAQ) monitoring is carried out frequently at drilling locations and Production Installations (Test report enclosed as Annexure- III)	No variation is observed. All parameters of Stack Gas emissions and Ambient Air are within the permissible limits.

PART – D
HAZARDOUS WASTES

(As specified under Hazardous and Other Wastes (Management and Transboundary Movement) Rules, 2016)

Hazardous Wastes	Category of Hazardous Waste as per Schedule - I of HW Rules, 2016	Total Quantity generated	
		During F.Y. 2022-23	During F.Y. 2023-24
a) From process	S.No. 2.2 Sludge containing Oil	4671.52 MT	3541.99 MT
	S.No. 5.1 Used or Spent Oil	208 KL	55 KL
	S.No. 33.1 Empty barrels/containers/liners contaminated with hazardous chemicals/wastes	26616 Nos.	11150 Nos.
	S.No. 33.2 Contaminated cotton rags or other cleaning materials	6.19 MT	5.58 MT
b) From pollution control facilities	S.No. 33.5 Chemical sludge from waste water treatment	120.84 KL	98.44 KL

PART - E
SOLID WASTES

Solid Wastes	Total Quantity	
	During F.Y. 2022-23	During F.Y. 2023-24
(a) From process		
Drill Cuttings	27,000 m ³ (Approx.)	15,200 m ³ (Approx.)
(b) From pollution control facilities	NIL	
(c)		
(1) Quantity recycled or re-utilized within the unit.	N/A	
(2) Sold	N/A	
(3) Disposed	N/A	

PART - F

PLEASE SPECIFY THE CHARACTERIZATION (IN TERMS OF COMPOSITION AND QUANTUM) OF HAZARDOUS AS WELL AS SOLID WASTES AND INDICATE DISPOSAL PRACTICE ADOPTED FOR BOTH THESE CATEGORIES OF WASTES.

(I) Hazardous Wastes:

Name of the Hazardous Waste	Quantity generated during F.Y. 2023-24	Disposal Practices
a) Sludge containing Oil	3541.99 MT	Sent to Sludge Processing Plant for oil recovery followed by Bioremediation
b) Used or Spent Oil	55 KL	Stored in barrels under covered shed and sold to authorized recyclers through auction
c) Empty barrels/containers/liners contaminated with hazardous chemicals/wastes	11150 Nos.	Sold to authorized recyclers through auction
d) Contaminated cotton rags or other cleaning materials	5.58 MT	Bioremediation
e) Chemical sludge from waste water treatment	98.44 KL	Disposed in HDPE lined pits

(I) Solid Wastes:

Name of the Solid Waste	Quantity generated during F.Y. 2023-24	Disposal Practices
a) Drill Cuttings	15,200 m ³ (Approx.)	Disposed in HDPE lined pits

PART – G**IMPACT OF THE POLLUTION ABATEMENT MEASURES TAKEN ON CONSERVATION OF NATURAL RESOURCES AND ON THE COST OF PRODUCTION**

- Acoustic enclosures have been provided around all gensets to reduce noise levels.
- Recovery of drilling mud from drill cuttings by using a combination of Vertical Cutting Dryer (VCD) and a high-performance centrifuge.
- Wastewater generated from drilling locations is collected in HDPE lined pits, treated in Effluent Treatment Plant (ETP) with Reverse Osmosis unit and the treated effluent is reused back in the drilling operation.
- Formation water generated from Production Installations is treated in Effluent Treatment Plant (ETP) before disposal in the abandoned/ water disposal wells.
- Processing of oily sludge for recovery of Crude oil and further treatment of sludge through Bioremediation.
- Construction of central concrete pit for disposal of waste mud.
- Treatment of Biomedical waste through incinerator.
- Plantation of 50,000 saplings was carried out at 8 nos. of abandoned OIL well sites.

PART – H**Additional measures/investment proposal for environmental protection, abatement of pollution, prevention of pollution.**

- MoU with District Administration, Tinsukia for treating the legacy waste of Tinsukia Municipality through the process of Biomining.
- Proposal for construction of Community Sewage Treatment Plant (STP) at Duliajan.
- MoU with Digboi Forest division, Assam for carrying out afforestation in 100 Ha of degraded forest area.
- MoU with IIT Guwahati to study the feasibility of using treated drill cutting as a building material.

PART – I**ANY OTHER PARTICULARS FOR IMPROVING THE QUALITY OF THE ENVIRONMENT.**

For internal use only

Ref.no.: Chem/Ana/Misc./306/DJN/24

Date: 26.02.2024

Asset Manager Eastern Asset

Attn.: Vishal Singh Jadon, SE (P-E), Eastern Asset

Sub: ETP WATER SAMPLE ANALYSIS REPORT

Ref. no :- Your ref. no. Nil,

Dated: 23.02.2024

Reference above, please find below the test results of the ETP samples forwarded to us from your end for laboratory testing.

Characteristics	Units	Test Results		Test method/Instrument used
		Inlet	Outlet	
Total Dissolved Solids	mg/l	1509	128	BIS 3025-16 / Gravimetric method
Oil & Grease	mg/l	Nil	Nil	BIS 3025-39 / Horiba oil content analyser
pH	-	6.1	7.0	BIS 3025-11 / Metrohm pH meter
Total Suspended Solid	mg/l	1451	88	BIS 3025-17 / Gravimetric method
Carbonate as CO ₃ ²⁻	mg/l	Nil	Nil	BIS 3025-23 / Titration with HCl
Bicarbonate as HCO ₃ ⁻	mg/l	1098	183	BIS 3025-23 / Titration with HCl
Dissolved Oxygen	mg/l	4.21	4.32	BIS 3025-38 / Hach Dissolved Oxygen meter
Turbidity	NTU	90.6	4.8	BIS 3025-10 / Turbidity meter

Sample details:-

The above ETP water samples were collected by Eastern Asset, Digboi from Hebeda GCS on 22.02.2024 and received at Analytical & Environmental Lab. on 23.02.2024.

Note: Parameters were tested as per requirement of the customer mentioned in the memo.

Tested by: SB/BD

Dipjyoti Hazarika

Dy. Chief Chemist (Lab.)

For GM - Chemical (HoD)

Copy : Analytical & Environmental Sec.file.

ChemLab/Ana/Report/Water/04



For internal use only

Ref. No.: Chem/Ana/STF/234/DJN/24

Date: 12.02.2024

CGM - PSS

12.02.2024

Attn.: Prajesh Das, Dy.CE(PSS) & IM -STF

Sub: WATER SAMPLE ANALYSIS REPORT OF STF MADHUBAN

Ref.: PSS/STF-35/2023-24/765,

Dated:- 10.02.2024

Reference above, please find below the test results of the water samples forwarded to us from your end for laboratory testing.

Characteristics	Unit	Clarified T -14, ETP	ORF Outlet ETP	TPI Inlet ETP	Test Method/ Instrument used
pH	-	8.2	8.2	8.2	BIS 3025-11 / Metrohm pH meter
TDS	mg/l	3930	3465	3600	BIS 3025-16 / Gravimetric method
TSS	mg/l	36	18	932	BIS 3025-17 / Gravimetric method
Turbidity	NTU	2.60	1.71	NM	BIS 3025-10 / Turbidity meter
Dissolved Oxygen	mg/l	5.6	5.4	NM	BIS 3025-38 / HACH DO Meter
Oil & Grease	mg/l	Nil	0.9	45.0	BIS 3025-39 / Horiba Oil Content Analyser

Sample details :

The water samples were collected by PSS Department from the above mentioned sources of STF Madhuban on 09.02.2024 & received at Analytical & Environmental laboratory on 10.02.2024 for necessary testing.

Note: Parameters were tested as per requirement of the customer mentioned in the memo.

NM : Not measured. Turbidity and Dissolved oxygen are not measured due to oily sample.

Tested by :- SB/BD

KBaruah
(Kashmiri Baruah)

13/02/24

For

Dipjyoti Hazarika

Dy. Chief Chemist (Lab)

For GM-Chemical (HoD)

Copy : Analytical & Environmental sec. file


ChemLab/Ana/Report/Water/04C

Ambient Air Quality Monitoring Report


Name & Address of the Customer		Report No. : MSK/2023-24/1917			
"M/s OIL INDIA LIMITED", Duliajan, Dibrugarh, Assam-786602		Report Date : 30.11.2023			
		Sample Description : Ambient Air			
		Sample Number : MSKGL/ED/2023-24/11/00555			
Ref. No : W O NO- 8125981 of Contract No 6116895		Sampling Location : GCS TENGAKHAT			
GPS Reading : N 27°51'38", E 95°42'53"					
Date of Sampling	Sample Received Date	Analysis Start Date	Analysis Complete Date		
16.10.2023	19.10.2023	19.10.2023	26.10.2023		
Environmental Conditions During Sampling & Transport Condition : Temperature : 31°C, Rain fall : NO					
Analysis Result					
Sl. No.	Test Parameter	Method	Unit	Results	CPCB Limit
1	Particulate Matter (PM ₁₀)	IS : 5182 (Part-23)-2006	(µg/m ³)	60.5	100
2	Particulate Matter (PM _{2.5})	IS : 5182 (Part-24)	(µg/m ³)	35.6	60
3	Sulphur Dioxide (SO ₂)	IS : 5182 (Part-2)-2001	(µg/m ³)	6.5	80
4	Nitrogen Dioxide (NO ₂)	IS : 5182 (Part-6)-2006	(µg/m ³)	20.8	80
5	Carbon Monoxide (CO)	IS 5182 (Part-10):1999	(mg/m ³)	0.62	2
6	Ozone (O ₃)	IS:5182 (Part-IX)-1974 Reaffirmed-2019	(µg/m ³)	<20.0	180
7	Ammonia (NH ₃)	IS 5182 (Part 25) 2018	(µg/m ³)	<10.0	400
8	Lead (Pb)	USEPA IO-3.4	(µg/m ³)	<0.01	1
9	Nickel (Ni)	USEPA IO-3.4	(ng/m ³)	<5.0	20
10	Arsenic (As)	USEPA IO-3.4	(ng/m ³)	<1.0	6
11	Benzene (C ₆ H ₆)	IS 5182 : (Part 11):2006	(µg/m ³)	<4.2	5
12	Benzo(a)Pyrene (BaP)	IS 5182 : (Part 12):2004	(ng/m ³)	<0.5	1
13	Mercury (Hg)	USEPA IO-5.0	(µg/m ³)	<0.002	
14	Methane (Hydrocarbon)	IS 5182 (Part 17)	ppm	1.80	
15	Non-methane (Hydrocarbon)	IS 5182 : (Part 17)	ppm	<0.5	
16	Total Hydrocarbon	IS 5182 (Part 17)	ppm	1.80	
17	Volatile Organic Compounds (VOC)	IS 5182 (PART-11):2006	(µg/m ³)	<4.2	

Limit as per CPCB notification, New Delhi, 18th Nov. 2009 for Ambient air quality

Analyzed By:

Signature : 
 Name : Mr. Dipankar Mazumdar
 Designation : Executive Chemist

Prepared By:

Signature : 
 Name : Miss Neeha Sarmah
 Designation : Office Assistant

Authorized Signatory

For Mitra S.K. Private Limited

Signature : 
 Name : Mr. Rajib Roy
 Designation : Branch Manager

- The results relate only to the item(s) tested.
- This Test Report shall not be reproduced except in full, without the permission of Mitra S.K. Private Limited.
- Our Lab is Approved by NABL & MOEF, Lab Address : P-48 Udayan Industrial Estate, 3 Pagladanga Road Kol-700015

Head Office: Shraichi Centre (5th floor), 74B, A.J.C. Bose Road, Kolkata - 700 016, West Bengal, India.
 Tel. : 91 33 40143000 / 22650006 / 22650007 Fax : 91 33 22650008
 Email : info@mitrask.com. Website: www.mitrask.com


 Approved by
 Uttam Prodhan

Suptg. Research Scientist, R&D Dept.,
 Oil India Ltd., Duliajan, Assam

STACK GAS MONITORING REPORT

Name & Address of the Customer		Report No.	: MSK/2023-24/2598
"M/s OIL INDIA LIMITED"		Report Date	: 28.02.2024
Duliajan, Dibrugarh, Assam-786602		Nature of Sample	: Stack Emission
Ref. No. W.O. NO.- 8125981 of Contract No. 6116895		Sample Mark	: GCS TENGAKHAT
		Sample Number	: MSKGL/ED/2023-24/01/00642
Date of Sampling	Sample Received Date	Analysis Start Date	Analysis Complete Date
20.01.2024	23.01.2024	23.01.2024	30.01.2024

ANALYSIS RESULT

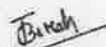
A. General information about stack :			
1.	Stack connected to	: GB-1	
2.	Emission due to	: GAS COMPRESSOR	
3.	Material of construction of Stack	: NG	
4.	Shape of Stack	: MS	
5.	Whether stack is provided with permanent platform & ladder	: Circular	
6.	DG capacity	: Yes	
B. Physical characteristics of stack :			
1.	Height of the stack from ground level	: 4.572 m	
2.	Diameter of the stack at sampling point	: 3.658 m	
3.	Area of Stack	: 0.03241m ²	
C. Analysis/Characteristic of stack:			
1. Fuel used : NG			
D. Result of sampling & analysis of gaseous emission			
	Result	Limit as per CPCB	Method
1.	Temperature of emission (°C)	213	USEPA Part 2, 25.09.1996
2.	Barometric Pressure (mm of Hg)	762.0	USEPA Part 2, 25.09.1996
3.	Velocity of gas (m/sec.)	24.88	USEPA Part 2, 25.09.1996
4.	Quantity of Gas Flow (Nm ³ /hr)	1771	USEPA Part 2, 25.09.1996
5.	Concentration of Oxygen (%v/v)	13.8	IS:13270 :1992 Reaff. 2014
6.	Concentration of Carbon Monoxide (mg/Nm ³)	19.3	150
7.	Concentration of Carbon Dioxide (%v/v)	6.2	IS:13270 :1992 Reaff. 2014
8.	Concentration of Sulphur Dioxide (mg/Nm ³)	21.5	IS:13270 :1992 Reaff. 2014
9.	Concentration of Nitrogen Oxide (ppmv)	72.8	USEPA-29, 25/06/1996
10.	Concentration of Lead (mg/Nm ³)	<0.005	USEPA Part-6, 25/09/1996
11.	Concentration of Particulate matter (mg/Nm ³)	32.8	USEPA-29, 25/06/1996
12.	Concentration of Hydrocarbons (ppm)	<0.0003	USEPA Part-17, 16/08/1996
E. Pollution control device :			
Details of pollution control devices attached with the stack : Nil			
			Remarks: Nil

Analyzed By:



Signature : Mr. Dipankar Mazumdar
 Name : Executive Chemist

Prepared By:



Signature : Miss Jyosmita Borah
 Name : Office Assistant

Authorized Signatory

For Mitra S.K. Private Limited

Signature : 
 Name : Branch Manager

- The results relate only to the item(s) tested.
- This Test Report shall not be reproduced except in full, without the permission of Mitra S.K. Private Limited.
- Our Lab is Approved by NABL & MOEF. Lab Address : P-18 Udayan Industrial Estate, 3 Pagladanga Road Kol-700015

Head Office: Shraachi Centre (5th floor), 74B, A.J.C. Bose Road, Kolkata - 700 016, West Bengal, India.
 Tel : 91 33 40143000 / 22650006 / 22650007 Fax : 91 33 22650008
 Email : info@mitrask.com. Website: www.mitrask.com



Pollution Control Board:: Assam
Bamunimaidam; Guwahati-21
 (Department of Environment & Forests:: Government of Assam)
 Phone: 0361-2652774 & 3150318; Fax: 0361-3150319
 Website: www.pcbassam.org



No. WB/T-311/21-22/329

Dated Guwahati the, 13th October, 2022

FORM – 2
[See Rule 6(2)]

[Grant of Authorization under the Provision of the Hazardous and Other Wastes (Management & Transboundary Movement) Rules, 2016]

1. Number of Authorisation and date of issue : No. WB/T-311/21-22/ dtd. .10.2022
2. Reference of application (No. and date) : 1292415
3. **M/s OIL INDIA LIMITED, Percy Evans Road, Duliajan, Dibrugarh, Assam-786602** is hereby granted an authorisation based on the signed inspection report for Generation, storage and transportation of Hazardous or Other wastes or both.

DETAILS OF AUTHORISATION

Sl. No.	Category of Hazardous Waste as per the Schedules-I, II & III of these rules	Authorised mode of disposal or recycling or utilisation or co-processing, etc.	Quantity (ton/annum)	Mode of Management
1.	Schedule-I, Sl.No. 2.2 Sludge containing oil	Generation, Storage & Transportation	4000 T/Annum	Transportation to authorized actual user/ Disposal agencies/ Captive treatment through Bio-remediation as per prescribed norms after recovery of oil.
2	Schedule-I, Sl.No. 33.2 Contaminated cotton rags or other cleaning materials	Generation, Storage & Transportation	300 T/Annum	Transportation to authorized Disposal agencies for incineration/ Co-Processing in cement plant.
3	Schedule-I, Sl.No. 33.1 Empty barrels/containers/liners contaminated with hazardous chemicals /wastes	Generation, Storage & Transportation	15000 Nos./Annum	Transportation to authorized actual user/Recyclers
4.	Schedule-I, Sl.No. 5.1 Used or spent oil	Generation, Storage & Transportation	500 KI /Annum	Transportation to authorized actual user/Recyclers
5.	Schedule-I, Sl.No. 35.3 Chemical sludge from waste water treatment	Generation, Storage & Transportation	7000 T/Annum	Transportation to authorized actual user/Disposal agencies/ Co-processing in cement plant.

4. This authorisation shall be in force for the period of five years up to 31.03.2027 unless otherwise revoked or withdrawn within this period.

5. The authorisation is subject to the following general and specific conditions:

A. GENERAL CONDITIONS OF AUTHORISATION:

1. The authorised person shall comply with the provisions of the Environment (Protection) Act, 1986, and the rules made there under.
2. The authorisation or its renewal shall be produced for inspection at the request of an officer authorised by the State Pollution Control Board.
3. The person authorised shall not rent, lend, sell, transfer or otherwise transport the hazardous and other wastes except what is permitted through this authorization.
4. The agencies should ensure that the barrels are decontaminated before collection in the premises of the occupier / generator equipped with adequate effluent treatment plant.
5. Any unauthorised change in personnel, equipment or working conditions as mentioned in the application by the person authorised shall constitute a breach of his authorization
6. The person authorised shall implement Emergency Response Procedure (ERP) for which this authorisation is being granted considering all site specific possible scenarios such as spillages, leakages, fire etc. and their possible impacts and also carry out mock drill in this regard at regular interval of time

m/s 43



7. The person authorised shall implement Emergency Response Procedure (ERP) for which this authorisation is being granted considering all site specific possible scenarios such as spillages, leakages, fire etc. and their possible impacts and also carry out mock drill in this regard at regular interval of time
8. The person authorised shall comply with the provisions outlined in the Central Pollution Control Board guidelines on "Implementing Liabilities for Environmental Damages due to Handling and Disposal of Hazardous Waste and Penalty"
9. It is the duty of the authorised person to take prior permission of the State Pollution Control Board to close down the facility.
10. The imported hazardous and other wastes shall be fully insured for transit as well as for any accidental occurrence and its clean-up operation.
11. The record of consumption and fate of the imported hazardous and other wastes shall be maintained.
12. The hazardous and other waste which gets generated during recycling or reuse or recovery or pre-processing or utilisation of imported hazardous or other wastes shall be treated and disposed of as per specific conditions of authorization.
13. The importer or exporter shall bear the cost of import or export and mitigation of damages if any.
14. An application for the renewal of an authorisation shall be made as laid down under these Rules.
15. Any other conditions for compliance as per the Guidelines issued by the Ministry of Environment, Forest and Climate Change or Central Pollution Control Board from time to time.
16. Annual return shall be filed by June 30th for the period ensuring 31st March of the year.

B. SPECIFIC CONDITIONS:

1. The unit shall maintain the records of Hazardous & Other Wastes in Form-3 under provision of Rules 6(5), 13(7), 14(6), 16(5) & 20(1)
2. The Unit Shall Provide The Transporter With The Relevant Information In Form-9 Regarding The Hazardous Nature Of The Wastes And Measures To Be Taken In Case Of An Emergency
3. The unit shall submit Annual Returns in Form-4 to State Pollution Control Board by 30th June of every year for the preceding period April to March.
4. The unit shall prepare 6 (six) copies of the manifest in Form-10 as per Rules-19(1) for every transit of consignment of hazardous Waste under this authorization.
5. Any other conditions for compliance as per the guidelines issued by the Ministry of Environment, Forests & Climate Change, GOI, New-Delhi & Central Pollution Control Board, Delhi shall be complied.
6. The unit shall submit an Environmental Statement for the financial year ending on 31st March, in Form-V of the Environment (Protection) Rules, 1986 before 30th September every year.
7. Any occupier handling hazardous or other wastes and operator of the treatment, storage and disposal facility shall ensure that the hazardous and other wastes are packaged in a manner suitable for safe handling, storage and transport as per the guidelines issued by the Central Pollution Control Board from time to time. The labelling shall be done as per Form 8.
8. The unit shall submit the report on any accident occurs at their facility immediately to the state Pollution Control Board, in Form-11 of the Hazardous and Other Wastes (Management & Transboundary Movement) Rules, 2016.
9. The transport of the hazardous and other waste shall be in accordance with the provisions of Rule 18 of Hazardous & Other waste (Management & Transboundary Movement) Rules, 2016.
10. The unit shall install a display board in the prescribed format in accordance with PCBA notification vide. WB/T-237/ 19-20/95 dated 17.08.2020 and regularly update the same.

(Shantanu Kr. Dutta)
Member Secretary

Dated Guwahati the, 13th Oct, 2022

Memo No. WB/T-311/21-22/329-A

Copy to:

- ✓ 1. M/s OIL INDIA LIMITED, Percy Evans Road, Duliajan, Dibrugarh, Assam-786602 for information & compliance of conditions

1138 43
(Shantanu Kr. Dutta)
Member Secretary

Government of India
Ministry of Jal Shakti
Department of Water Resources, River Development & Ganga Rejuvenation
Central Ground Water Authority

PUBLIC NOTICE No. 11/2023

New Delhi, Dated 1st August, 2023

(In supersession of the Public Notice no. 06/2023 dated 11.05.2023 regarding
“Exemption to obtain NOC for ground water well drilling used for scientific study by
Government Organisation/Institute”)

Sub: Exemption to obtain NOC for ground water well drilling used for scientific study by Government Organisation/Institute – reg.

Whereas the Central Government constituted the Central Ground Water Authority (hereinafter referred to as the Authority) vide notification Number S.O. 38(E), dated 14th January, 1997, followed by notification number S.O. 1124(E) dated 6th November, 2000 and S.O. 1121 (E) dated 13th May, 2010 of the Government of India in the Ministry of Environment & Forests, for the purposes of regulation and control of ground water development and management in the whole of India and to issue necessary regulatory directions.

And whereas, the Ministry of Jal Shakti has issued ‘Guidelines to control and regulate ground water extraction in India’ vide notification number S.O. 3289(E) dated 24th September, 2020, notified by Department of Water Resources, River Development and Ganga Rejuvenation, Ministry of Jal Shakti.

And whereas an Amendment Notification dated 29.03.2023 has been further issued by Ministry of Jal Shakti, published in the Gazette of India, Extraordinary, Part II, section 3, sub-section (ii), vide Notification number S.O. 1509 (E).

This is to bring to the notice that:-

- Government organizations/Institutes dealing in ground water well drilling, such as drilling of Exploratory well, Piezometer, Observation Well, Pilot well etc. for scientific studies and exploration activities, **and such PSUs like ONGC, Oil India Ltd. etc. involved in research and exploration activities requiring site-specific temporary borewells**, shall remain exempted from seeking of No Objection Certificate for Ground Water extraction for the period of scientific studies, from Central Ground Water Authority.
- However, such Government organizations/Institutes shall be required to submit details of the drilling to the concerned Regional Office of CGWB.
- In case, another agency uses the well for ground water extraction, after the completion of scientific studies and exploration activities, the same shall be required to obtain No Objection Certificate from CGWA as per the due process.

Member Secretary
CGWA